

Global effects of non-native tree species on multiple ecosystem services

Pilar Castro-Díez^{1,*}, Ana Sofia Vaz^{2,3}, Joaquim S. Silva^{4,5}, Marcela van Loo⁶, Álvaro Alonso¹, Cristina Aponte⁷, Álvaro Bayón⁸, Peter J. Bellingham⁹, Mariana C. Chiuffo¹⁰, Nicole DiManno¹¹, Kahua Julian¹¹, Susanne Kandert¹², Nicola La Porta^{13,14}, Hélia Marchante^{4,15}, Hamish G. Maule⁹, Margaret M. Mayfield¹⁶, Daniel Metcalfe¹⁷, M. Cristina Monteverdi¹⁸, Martín A. Núñez¹⁰, Rebecca Ostertag¹¹, Ingrid M. Parker¹⁹, Duane A. Peltzer⁹, Luke J. Potgieter²⁰, Maia Raymundo¹⁶, Donald Rayome²¹, Orna Reisman-Berman²², David M. Richardson²⁰, Ruben E. Roos²³, Asunción Saldaña¹, Ross T. Shackleton²⁰, Agostina Torres¹⁰, Melinda Trudgen^{24,25}, Josef Urban^{26,27}, Joana R. Vicente^{2,28}, Montserrat Vilà⁸, Tiina Ylioja²⁹, Rafael D. Zenni³⁰ and Oscar Godoy³¹

¹Departamento de Ciencias de la Vida, Facultad de Ciencias, Universidad de Alcalá, E-28805, Alcalá de Henares, Spain

²Research Network in Biodiversity and Evolutionary Biology, Research Centre in Biodiversity and Genetic Resources (InBIO-CIBIO), Universidade do Porto, PT4485-661, Vairão, Portugal

³Faculdade de Ciências, Universidade do Porto, PT4169-007, Porto, Portugal

⁴College of Agriculture, Polytechnic Institute of Coimbra, 3045-601, Coimbra, Portugal

⁵Centre for Applied Ecology “Prof. Baeta Neves” (InBIO-CEABN), School of Agriculture, University of Lisbon, PT1349-017, Lisbon, Portugal

⁶Department of Botany and Biodiversity Research, University of Vienna, 1030, Vienna, Austria

⁷School of Ecosystem and Forest Sciences, Faculty of Science, The University of Melbourne, Richmond, Victoria 3121, Australia

⁸Department of Integrative Ecology, Estación Biológica de Doñana (EBD-CSIC), E-41092, Sevilla, Spain

⁹Landcare Research, Lincoln, 7640, New Zealand

¹⁰Grupo de Ecología de Invasiones, INIBIOMA, Universidad Nacional del Comahue, CONICET, Avenida de los Pioneros 2350, San Carlos de Bariloche, Río Negro, Argentina

¹¹Department of Biology, University of Hawai‘i at Hilo, Hilo, HI 96720, U.S.A.

¹²University of Göttingen, 37073, Göttingen, Germany

¹³IASMA Research and Innovation Centre, Fondazione Edmund Mach, 38010, Trento, Italy

¹⁴MOUNTFOR Project Centre, European Forest Institute, 38010, Trento, Italy

¹⁵Centre for Functional Ecology, Department of Life Sciences, University of Coimbra, 3000-456, Coimbra, Portugal

¹⁶The University of Queensland, School of Biological Sciences, Brisbane, Queensland 4072, Australia

¹⁷CSIRO Land and Water, Ecosciences Precinct, Dutton Park, Queensland 4102, Australia

¹⁸CREA Research Centre for Forestry and Wood, Viale Santa Margherita, 80 52100, Arezzo, Italy

¹⁹Department of Ecology and Evolutionary Biology, University of California, Santa Cruz, CA 95060, U.S.A.

²⁰Centre for Invasion Biology, Department of Botany and Zoology, Stellenbosch University, Matieland, 7602, South Africa

²¹USDA Forest Service, Institute of Pacific Islands Forestry, Hilo, HI U.S.A.

²²French Associates Institute for Agriculture and Biotechnology of Drylands. Blaustein Institutes for Desert Research, Ben Gurion University of the Negev, Beersheba, 84990, Israel

²³Faculty of Environmental Sciences and Natural Resource Management, Norwegian University of Life Sciences, Ås, Norway

²⁴CSIRO Land & Water, Wembley, Western Australia 6913, Australia

²⁵School of Biological Sciences, University of Western Australia, Crawley, Western Australia 6009, Australia

²⁶Faculty of Forestry and Wood Technology, Mendel University in Brno, 613 00, Brno-sever, Czech Republic

²⁷Siberian Federal University, Krasnoyarsk, Krasnoyarsk, 660041, Russia

* Author for correspondence: (E-mail: Tel.: +34 91 8855091; mpilar.castro@uah.es).

²⁸Laboratory of Applied Ecology, CITAB – Centre for the Research and Technology of Agro-Environment and Biological Sciences, University of Trás-os-Montes e Alto Douro, Vila Real, Portugal

²⁹Natural Resources Institute Finland (Luke), FI-00791, Helsinki, Finland

³⁰Setor de Ecologia, Departamento de Biologia, Universidade Federal de Lavras, Lavras, MG 37200-000, Brazil

³¹Departamento de Biología, Facultad de Cc. del Mar y Ambientales, Instituto Universitario de Investigación Marina (INMAR), Campus de Excelencia Internacional del Mar CEIMAR, Universidad de Cádiz, E-11510, Puerto Real, Spain

ABSTRACT

Non-native tree (NNT) species have been transported worldwide to create or enhance services that are fundamental for human well-being, such as timber provision, erosion control or ornamental value; yet NNTs can also produce undesired effects, such as fire proneness or pollen allergenicity. Despite the variety of effects that NNTs have on multiple ecosystem services, a global quantitative assessment of their costs and benefits is still lacking. Such information is critical for decision-making, management and sustainable exploitation of NNTs. We present here a global assessment of NNT effects on the three main categories of ecosystem services, including regulating (RES), provisioning (PES) and cultural services (CES), and on an ecosystem disservice (EDS), i.e. pollen allergenicity. By searching the scientific literature, country forestry reports, and social media, we compiled a global data set of 1683 case studies from over 125 NNT species, covering 44 countries, all continents but Antarctica, and seven biomes. Using different meta-analysis techniques, we found that, while NNTs increase most RES (e.g. climate regulation, soil erosion control, fertility and formation), they decrease PES (e.g. NNTs contribute less than native trees to global timber provision). Also, they have different effects on CES (e.g. increase aesthetic values but decrease scientific interest), and no effect on the EDS considered. NNT effects on each ecosystem (dis)service showed a strong context dependency, varying across NNT types, biomes and socio-economic conditions. For instance, some RES are increased more by NNTs able to fix atmospheric nitrogen, and when the ecosystem is located in low-latitude biomes; some CES are increased more by NNTs in less-wealthy countries or in countries with higher gross domestic products. The effects of NNTs on several ecosystem (dis)services exhibited some synergies (e.g. among soil fertility, soil formation and climate regulation or between aesthetic values and pollen allergenicity), but also trade-offs (e.g. between fire regulation and soil erosion control). Our analyses provide a quantitative understanding of the complex synergies, trade-offs and context dependencies involved for the effects of NNTs that is essential for attaining a sustained provision of ecosystem services.

Key words: biological invasions, cultural ecosystem services, exotic trees, forestry, global assessment, meta-analysis, provisioning ecosystem services, regulating ecosystem services.

CONTENTS

I. Introduction	1479
II. Materials and methods	1479
(1) Data compilation	1480
(a) Regulating ecosystem services (RES)	1480
(b) Provisioning ecosystem services (PES)	1480
(c) Cultural ecosystem services (CES)	1483
(d) Ecosystem disservice (EDS)	1483
(e) Predictors of the variation of NNT effects on ecosystem (dis) services	1483
(2) Data analyses	1483
(a) Computation of grand mean effect size	1483
(b) Computation of heterogeneity and structured meta-analyses	1486
(c) Publication bias	1486
(d) Synergies and trade-offs between ecosystem (dis)services	1487
III. Results	1487
(1) Description of the data set	1487
(2) Effects of non-native tree species on regulating ecosystem services	1487
(3) Effects of non-native tree species on provisioning ecosystem services	1488
(4) Effects of non-native tree species on cultural ecosystem services	1488
(5) Effects of non-native tree species on the ecosystem disservice	1491
(6) Relationships between ecosystem services	1491
IV. Discussion	1492

(1) The data set	1492
(2) Effects of non-native trees on ecosystem services	1492
(3) Variability of non-native tree effects on ecosystem services worldwide	1493
(4) Synergies and trade-offs among the effects of non-native trees on ecosystem services	1494
(5) Methodological limitations and future perspectives	1494
V. Conclusions	1495
VI. Acknowledgements	1495
VII. Author contributions	1495
VIII. References	1495
IX. Supporting Information	1501

I. INTRODUCTION

Humans rely on the multiple services that ecosystems provide (MEA, 2005). Tree species play a key role in delivering ecosystem services, as they provide products (i.e. provisioning services, PES) such as timber, firewood, fibre, pulp or fodder. They also contribute to regulatory processes (regulating services, RES), such as climate regulation (*via* carbon uptake), soil formation and stabilization, and nutrient and water cycling (MacDicken, 2015; MacDicken *et al.*, 2015). Trees also offer non-material benefits (cultural services, CES), such as aesthetic or inspiration values; they are featured in the folklore, tales and legends of most human cultures, and contribute to people's sense of place (Kueffer & Kull, 2017; Mason *et al.*, 2017).

With the increasing global demands of tree-derived ecosystem services (MacDicken *et al.*, 2015), many fast-growing, stress-tolerant or simply beautiful tree species have been extensively planted beyond their native ranges (Brundu & Richardson, 2016; Dickie *et al.*, 2014a; Evans, 2009). Examples include non-native conifers being planted worldwide for timber and pulp (Brundu & Richardson, 2016); *Acacia*, *Eucalyptus* or *Pinus* boosting land reclamation and sand dune stabilization worldwide (Evans, 2009; Griffin *et al.*, 2011); legume trees (e.g. *Acacia*, *Gleditsia* or *Prosopis*) being used to prevent desertification and provide fodder or firewood in arid and impoverished regions of Africa and Asia (Shackleton *et al.*, 2014; Witt, 2017); and shade and ornamental trees (e.g. *Ailanthus*, *Jacaranda*, *Prosopis*, *Platanus* and *Robinia*) providing amenities to rural and urban populations worldwide (Dickie *et al.*, 2014a). Yet, many non-native tree (NNT) species also contribute to landscape homogenization, reduce native biodiversity, and alter ecosystem functioning in undesirable ways (Cardinale *et al.*, 2012; Gaertner, Richardson & Privett, 2011; Gamfeldt *et al.*, 2013). NNTs may even result in direct negative impacts on human well-being (i.e. ecosystem disservices, EDS) (Shackleton *et al.*, 2016), such as toxicity or allergenicity. Therefore, NNTs also create threats to people's livelihoods and human well-being, such as depletion of soil nutrients and water reserves (Castro-Díez *et al.*, 2012; Le Maitre *et al.*, 1996; Shackleton *et al.*, 2014), increased fire hazard (D'Antonio, 2000; Gaertner, Le Maitre & Esler, 2017; Nagler *et al.*, 2005), damage to infrastructure and archaeological remains (Booy *et al.*, 2017; Celesti-Grapow & Blasi, 2004), or harm to human health (Nentwig, Mebs

& Vilà, 2017; Schindler *et al.*, 2015). These costs may be exacerbated when NNTs naturalize, and especially if they become invasive by spreading outside the areas where they were planted (Brundu & Richardson, 2016; Richardson & Rejmánek, 2011). Understanding how NNTs affect multiple (dis)services and how these effects correlate with each other is essential for enabling policy makers to balance costs and benefits, and manage conflicts over the use of NNTs (Dickie *et al.*, 2014a; Pejchar & Mooney, 2009).

Most of our knowledge on the effects of NNTs on ecosystem services derives from local or regional studies, but these effects likely depend on the environmental conditions, history and cultural background of each region (Castro-Díez *et al.*, 2014a; Corbin & D'Antonio, 2011; Kueffer & Kull, 2017). Moreover, current knowledge is biased towards easy-to-study services and the most widely distributed NNTs (Hernandez-Morcillo, Plieninger & Bieling, 2013; Hulme *et al.*, 2013). Furthermore, many costs and benefits caused by NNTs are reported by different actors with multiple disciplinary backgrounds (e.g. foresters *versus* conservation biologists) using distinct publication types (e.g. scientific papers, reports or social media) (Krumm & Vítková, 2016). This paper presents the first global assessment of NNT effects on multiple ecosystem (dis)services, covering the three main categories of ecosystem services: regulating, provisioning and cultural services (de Bello *et al.*, 2010; Haines-Young & Potschin, 2013; MEA, 2005), and an ecosystem disservice. Specifically, we (i) evaluate the overall magnitude and direction of the effects that NNTs have on multiple ecosystem (dis)services, using native vegetation as a control; (ii) explore the role of environmental, geographical and socio-economic factors as potential predictors of the variation of NNT effects on (dis)services; and (iii) identify synergies and trade-offs among NNT effects on different ecosystem (dis)services. We address these questions through a global meta-analysis of a comprehensive data set gathered from published scientific literature, country-level economic and forestry reports, and social media.

II. MATERIALS AND METHODS

Given that different stakeholders may perceive the same service change as beneficial or detrimental, we avoid

the value-laden term ‘impact’ and use the more neutral one ‘effect’ to document objectively the changes produced by NNTs on ecosystem (dis)services (Jeschke *et al.*, 2014). Thus, although throughout the manuscript we describe an effect as an increase/decrease of a (dis)service (Pyšek *et al.*, 2012), we merely inform on the direction of the change, rather than judging the value of the change.

(1) Data compilation

We focused on NNTs worldwide. We defined trees as ‘perennial woody plants with many secondary branches supported clear of the ground on a single main stem or trunk with clear apical dominance (including palms)’ (Richardson & Rejmánek, 2011, p. 789). ‘Non-native’ trees were defined as tree species introduced (accidentally or intentionally) by humans to new geographic areas, considering the whole introduction–naturalization–invasion continuum (i.e. planted, naturalized and invasive species) (Richardson, Pyšek & Carlton, 2011). The ‘non-native’ status of a tree was stated at the species level (i.e. ignoring the distribution of subspecies or varieties) and at the country scale, following regional and national floras and checklists (see online Supporting information, Appendix S1). For Brazil, USA and Canada however, non-native status was considered at the state level due to their large size and environmental and biogeographic heterogeneity. Archaeophytes (i.e. species introduced before 1492) were excluded because in many cases they could not be clearly assigned to native tree (NT) or NNT at a country level. Hybrids between NTs and NNTs were also excluded for the same reason.

We covered the three most widely recognized categories of ecosystem services (de Bello *et al.*, 2010; Haines-Young & Potschin, 2013; MEA, 2005), i.e. regulating (RES), provisioning (PES) and cultural (CES) ecosystem services. We also considered an ecosystem disservice (EDS) – i.e. a negative impact on human well-being (Shackleton *et al.*, 2016) – specifically pollen allergenicity, which can be treated as a potential drawback from NNTs to human health (Vaz *et al.*, 2017b). The selection of variables and data sources for each ecosystem (dis)service was achieved through an international participatory approach under the COST Action FP1403: *Non-native tree species for European forests – experiences, risks and opportunities* (<http://nnext.boku.ac.at>), and relied on the possibility of worldwide coverage, cost and time efficiency, availability, and ease of communication across multiple countries. Data for RES were derived from an extensive scientific literature review, while data for PES, CES and EDS were collected from a thorough information search on reports and websites, among other sources (see Sections II.1a–d).

(a) Regulating ecosystem services (RES)

We agreed on a list of 10 relevant RES that cover the benefits that people obtain from the capacity of ecosystems to regulate climate, floods, disease, waste, and water (de Bello *et al.*, 2010; Haines-Young & Potschin, 2013; MEA, 2005). For

each RES, we identified a set of underlying target variables which covered ecosystem properties, processes, and/or traits of dominant species that underpin the capacity of ecosystems to regulate processes and mitigate effects of disturbances (de Bello *et al.*, 2010; Quetier *et al.*, 2007) (Table 1). We performed a literature search of scientific publications, using *ISI Web of Knowledge* (<http://webofknowledge.com/>) and *Scopus* (<https://www.scopus.com>). The search was carried out in December 2015 and updated in December 2016, covering the period between 1904 and 2015 with no restriction on language. Our search string included: (Exotic* OR Alien* OR invas*) AND (*native*) AND (tree*) AND the set of key words shown in Table 1 combined with ‘OR’.

Publications retrieved from our searches were filtered according to the following criteria: (i) the study compares any target variable between a site dominated by a NNT and a control site with native vegetation; (ii) the NNT site and the control site are close to each other and have similar environmental conditions, according to the authors of the papers; and (iii) the paper provides means, deviation and sample size of the target variable. The final number of selected papers was 135 (Appendix S2).

Using data obtained from the selected publications, individual data sets were created for each RES (see Table 1). Each data set consisted of a table where rows were case studies and columns covered the mean, deviation and replication of a target variable in a NNT site and in a control site, as well as other explanatory variables, which were subsequently used to explain the variability of effect sizes (see Section II.1e). When the same paper provided measures on more than one target variable, we adopted any of the following decisions: (i) for variables associated with different ecosystem services, we kept them as independent case studies because each service was independently analysed; and (ii) for variables associated with the same service, we selected the one most directly related to the service or we aggregated all values into one to avoid pseudo-replication (see Appendix S3 for details). In total, our data set contained 1688 case studies.

For each case study we calculated a standardized effect size using Hedges’ *d* (Rosenberg, Adams & Gurevitch, 2000), i.e. the difference of mean values between the NNT and the control site, weighted by the number of replications and by the inverse of the variance (Appendix S4A). When the variable had a negative relation with the ecosystem service, we changed the sign of the effect size. A positive effect size thus indicates that the NNT site has a higher contribution to the particular ecosystem service than the control site and *vice versa*.

(b) Provisioning ecosystem services (PES)

We considered two main categories of products obtained from areas where land cover was classified as ‘forest’: timber products (any kind of goods obtained from harvesting trees) and non-timber products (any biological resource in woodland except timber) (MEA, 2005). Details on the types of products included in each category and specific sources of information for each country are shown in Appendix S5.

Table 1. Target variables used as proxies for different regulating ecosystem services (RES). Variables include quantifications of ecosystem processes, ecosystem or community properties and traits of dominant plant species. The positive or negative sign beside each variable indicates the relation with the ecosystem service. The last column shows the list of specific key words used in the search in *ISI Web of Knowledge* and *Scopus*

Regulating ecosystem services	Target variables			Key words used in the literature search†
	Ecosystem processes	Ecosystem/community properties	Plant species traits	
<i>Climate regulation</i>	Carbon sequestration + Biomass production+	Aboveground plant mass/C + Root mass + Soil carbon + Total plant mass + Tree basal area +	Chlorophyll concentration + Photosynthetic rate + Relative growth rate + Tree height + Trunk area/diameter + Trunk diameter increment +	Carbon sequestration, Carbon storage, Primary production, RGR, Growth rate, Photosynthetic rate, Chlorophyll concentration, Microclimate, Climate regulation, Canopy temperature, Wind
<i>Fire-risk prevention</i>		Canopy fuel continuity – Canopy water content + Litter mass/depth – Litter water content + Understorey biomass –	Calorific value – Effective heat of combustion – Leaf moisture + Volatile compounds –	Fire, Fire frequency, Fire susceptibility, Fire intensity, Burning temperature, Fire spread, Forest fire, Wildfire Fire regime, Fire behavior, Fuel property, Flammability
<i>Flood regulation</i>		Flood frequency – Stream water velocity –		Flood frequency, Flood* Water velocity, River flow, Runoff, Flood protection, Flood defence, Flood storage, Flood generation, Flood detention, Flood event
<i>Plague control</i>		Forest plague frequency – Abundance insectivorous species +	Leaf lignin content + Polyphenol content +	Plague frequency, Disease frequency, Tree pathogens, Natural pest control, Pest control, Biological control, Biological pest control
<i>Pollination</i>			Pollinator visitation rate to flowers +	Pollinat*, Pollination service, Pollinator efficiency, Flower visitor, Zoophilous
<i>Pollution regulation</i>	Soil NO _x emissions –		Concentration of heavy metals in tissues + Plant isoprene emissions – Plant monoterpene emissions – Plant NO _x emissions –	Air purification, Air clean*, Pollut*, Contamination, Noise, BVOC, Biogenic emission*, Volatil*, Water quality, Water purification, Water clean*, Sequestration, Mining
<i>Soil erosion control</i>	Leaf litter production +	Litter layer mass/depth + Root mass per unit soil area + Understorey biomass +	Root depth +	Soil erosion, Weathering, Soil loss, Sediment, Root depth, Root density, Erosion protection, Soil stability, Sand stability, Root depth, Root density, Soil erodibility, Soil floor

Table 1. Continued

Regulating ecosystem services	Ecosystem processes	Target variables Ecosystem/community properties	Plant species traits	Key words used in the literature search†
<i>Soil fertility</i>		Canopy nutrient content + Carbon exchange capacity + Soil base saturation + Soil nutrient content +	Leaf nutrient content + Litter nutrient content +	N fixation, (Soil, Leaf, Leaves, Litter) AND (Nutrient*, Nitrogen, Phosphorus, CEC)
<i>Soil formation</i>	Infiltration rate of nutrients + Litter accumulation rate + Litter decomposition rate + Mineralization rate + Nutrient input by litterfall + Soil microbial activity + Soil respiration rate +	Litter layer mass/depth + Root mass per unit soil area + Soil invertebrate abundance + Soil organic matter +	Hyphal length + Litter C:N – Litter lignin – Litter lignin:N –	LMA, SLA, SLM, Nitrogen, Phosphorus, Lignin, Litter decomposition, Litter C:N, Litter C/N, Mineralization, Nitrification, Ammonification, Soil respiration, Microbial biomass, Soil organic matter, Soil compaction, RGR, Growth rate, Litter layer, Litter?fall, Soil invertebrates, Root specific length, Hyphal length
<i>Water regulation</i>	Canopy interception of rainfall + Evapotranspiration + Infiltration rate +	Canopy water content + Leaf area index + Litter layer mass/depth + Soil moisture + Water repellency –	Sap flow rate + Stomatal conductance +/– Transpiration rate + Tree water consumption rate + Water use efficiency +	Canopy water content, Soil moisture, Runoff, LAI, Litter layer, Evapotranspiration, Infiltration, Water recharge, Transpiration, Sap flow, Stomatal conductance, Water use efficiency

†Compound key words were introduced between inverted commas.

For timber products, we performed an intensive search of country reports where information on provisioning of harvested timber ($\text{m}^3 \text{y}^{-1}$) was available per species, at country or sub-country (state or administrative region) level, for the period 2007–2015. The difference between the proportion of timber provided by NNTs and by NTs was calculated as the effect size for each country/region (i.e. case study). A positive value indicates a higher timber provision by NNTs than by NTs, and *vice versa* (see Appendix S5 for further details).

For non-timber products, we considered 16 categories, following the classification of the Secretariat of the Convention on Biological Diversity (<https://www.cbd.int/doc/publications/cbd-ts-06.pdf>; Appendix S5). Fruits obtained from tree crops were excluded because they come from non-forest land cover zones. Given that production of different non-timber products is often species specific and may differ in orders of magnitude across products (e.g. cork production is expressed in $\text{t ha}^{-1} \text{y}^{-1}$, while honey and edible fungi in $\text{kg ha}^{-1} \text{y}^{-1}$) they could not be aggregated

across species. Moreover, information on productivity per species at the region/state level was generally not available for several of these 16 categories. To overcome these limitations, we compared the uniqueness in the production of non-timber products between NNTs and NTs. Uniqueness was recorded as the number of categories of non-timber products ($N = 0-16$) that could be obtained only from NNTs or only from NTs at country level (e.g. in Spain and Portugal, cork is exclusively produced by a NT, so this product counts as unique to NTs; by contrast, honey can derive from both NTs and NNTs, thus not counting as unique to any group). We compiled data for a total of 16 countries, each one representing a case study.

To assess whether NNTs have higher non-timber uniqueness than NTs in each country, we calculated the effect size using the log odds ratio under Peto's method ($\log OR_P$), which is frequently used in meta-analyses to aggregate data reported as frequencies. The $\log OR_P$ is the difference between an observed value and the value expected by chance in a contingency table (Borenstein

et al., 2009). In this case, the observed value was the number of non-timber categories unique to NNTs, while the expected value was calculated from the number of NNT and NT species present in the country, expecting that both groups have the same uniqueness for non-timber production (for further details on $\log OR_P$ calculation see Appendix S4B). A positive $\log OR_P$ value indicates that NNTs supply more unique non-timber product categories than expected according to the proportion of NNT species in the country. Specific sources of information are shown in Appendix S5.

(c) Cultural ecosystem services (CES)

CES cover non-material benefits people obtain from ecosystems through spiritual enrichment, cognitive development, reflection, recreation, and aesthetic experiences (MEA, 2005). These benefits were grouped under five categories: recreation and ecotourism, aesthetic, inspiration, cultural heritage and scientific interest (MEA, 2005). For each CES category we selected at least one representative source of quantitative information (Vaz *et al.*, 2018). For example, as sources for aesthetic value, we selected catalogues of ornamental plant dealers and catalogues of species present in urban parks (see Table 2 for all CES sources and Appendix S6 for further details). For each case study (e.g. each catalogue), we calculated the effect size using the $\log OR_P$ (as in Section II.1b). In this case, the observed value was the frequency of NNT species in the CES source; the expected value was calculated assuming that both NNT and NT species have the same chances of being included in the source (Appendix S4B). $\log OR_P$ values higher or lower than 0, respectively, indicate an increase or decrease in the particular CES caused by NNTs. Data on CES were collected for different regions/states for most countries. For USA, only data for Hawaii could be collected. In total, our database contained 938 case studies from 13 countries.

(d) Ecosystem disservice (EDS)

The contribution of NNTs to the EDS pollen allergenicity was assessed using the same procedure described for CES. In this case, the source of information was the *Allergome* website (www.allergome.org), which compiles worldwide information on allergenicity of plant species. For each of 62 countries/regions we counted the number of NNT and NT species with and without allergenic pollen, using the lists of tree species present in each country. We then calculated the effect size using $\log OR_P$, in which the observed value was the frequency of NNT species producing allergenic pollen. The expected value was calculated assuming that both NNTs and NTs have the same chances of being allergenic (see Table 2 and Appendix S4B). $\log OR_P$ values higher or lower than 0, respectively, indicate a higher or lower contribution from NNT species to the EDS than expected by chance.

(e) Predictors of the variation of NNT effects on ecosystem (dis) services

Based on previous knowledge (Brundu & Richardson, 2016; Castro-Díez *et al.*, 2014a; Kull *et al.*, 2011; Vilà & Pujadas, 2001) we selected a set of nine predictors to explain the variation of NNT effects on ecosystem (dis)services (Table 3). For RES, we selected one biogeographic predictor (biome), two properties of the vegetation structure (native ecosystem type and NNT stand type), one functional property of NNTs (N-fixing), and the phylogenetic relatedness between species (see Section II.2b). Biome was selected because the literature suggests that the effects of non-native plants on the nutrient cycle depend on the large-scale climatic conditions, as captured by biomes (Castro-Díez *et al.*, 2014a). The type of native ecosystem (e.g. grassland, shrubland, forest, etc., see categories in Table 3) was included to account for the gross functional distance between the NNT and the dominant control vegetation, a key factor to explain the magnitude of the impacts caused by non-native plants (Castro-Díez *et al.*, 2014a; Chapin *et al.*, 1996; D'Antonio & Corbin, 2003). The type of NNT stand (whether planted or naturalized) may explain variations in the effects of NNTs on RES because of different functioning between an artificial (planted) stand and a spontaneous self-maintained system (forest with naturalized NNTs) (Cruz-Neto *et al.*, 2018; Paz *et al.*, 2015). Finally, the N-fixing ability of NNTs was selected because of its well-known effect on soil properties and processes (Castro-Díez *et al.*, 2014a; Liao *et al.*, 2008; Vilà *et al.*, 2011). For PES, CES, and EDS we also selected biome, plus two indicators of socio-economic development (gross domestic product and human development index), two demographic predictors (population density and proportion of rural population), and an index of human disturbance (ecological footprint) (Table 3). Socio-economics and demography are recognized determinants of people's demands for resources and their perception of cultural assets from non-native plants (Kueffer, 2017; Kull *et al.*, 2011; Vaz *et al.*, 2018; Vilà & Pujadas, 2001). The numeric predictors were not significantly correlated in our data set (Spearman's rank correlation test: $r_s < 0.045$, $P > 0.05$). Information on the sources used to obtain these predictors and the rationale for their selection is shown in Appendix S7.

(2) Data analyses

(a) Computation of grand mean effect size

To assess the contribution of NNTs to the provision of each ecosystem service across RES, PES, CES and EDS (with the exception of timber provision, see below), all effect sizes (Hedges' d or $\log OR_P$) obtained for each ecosystem (dis) service were combined using a random effects meta-analysis model (REMA) to provide a grand mean effect size [either d^+ for numerical data (RES) or $\log OR_w$ for frequency data (non-timber PES, CES and EDS)], where the weight of each case study was the reciprocal of the case study variance. In a random-effects model, the variance of each study results from the variability within (i.e. sampling error) and among case studies (i.e. the random component). We calculated the latter

Table 2. Sources of information associated with different categories of cultural ecosystem services (CES) and one disservice (EDS), pollen allergenicity. Calculation of the log odds ratio under Peto's method ($\log OR_P$) was based on the difference between the observed non-native tree (NNT) value in a given source (A) and the expected NNT value under the assumption that both NNTs and native trees (NTs) have the same chances of being included in the source: $(A+B) \times (A+C) / (A+B+C+D)$. For further details see Appendices S4B and S6. Information was collected mostly at the sub-country level (state or administrative region). No., number.

Cultural ecosystem (dis)services	Sources of information	Rationale	Values observed in the source associated with a given (dis)service		Values used as control	
			NNT in the source (A)	NT in the source (B)	NNT in the control (C)	NT in the control (D)
<i>Aesthetics</i>	Catalogues of ornamental plant dealers	Tree species offered by plant dealers are appreciated mostly for their aesthetic values	No. of NNT species offered in catalogues	No. of NT species offered in catalogues	No. of NNT species present in the country	No. of NT species present in the country
	Tree inventories of urban parks	Tree species exhibited in urban parks are included mostly for their aesthetic values	No. of NNT species present in inventories	No. of NT species present in inventories	No. of NNT species present in the country	No. of NT species present in the country
<i>Recreation and ecotourism</i>	Official tourism websites	Photographs from tourism websites were selected for the potential of NTs or NNTs to attract tourists, constituting motivations for tourism	No. of photographs dominated by NNTs	No. of photographs dominated by NTs	NNT cover in the region	NT cover in the region
	Nature routes from <i>Wikiloc</i>	Geo-referenced nature routes shared with the public were a mean of assessing society preferences for recreation and tourism	No. of route photographs dominated by NNTs	No. of route photographs dominated by NTs	NNT cover in the region	NT cover in the region
<i>Cultural heritage</i>	Official lists of monumental trees	Monumental trees represent symbols of culture and history, relating to human 'sense of place'	No. of NNTs in the list	No. of NTs in the list	NNT cover in the region	NT cover in the region
	Collective websites of artistic nature photographs	Artistic photographs reflect the choice of inspiring motifs from nature	No. of photographs dominated by NNTs	No. of photographs dominated by NTs	NNT cover in the region	NT cover in the region
<i>Scientific interest</i>	<i>Scopus</i> database of peer-reviewed scientific literature	The number of scientific publications on NNT or NT species in a country indicates the scientific interest on these species groups in that country	No. of publications on NNTs	No. of publications on NTs	No. of NNT species present in the country	No. of NT species present in the country
<i>Pollen allergenicity</i>	Pollen allergenicity from the database <i>allergome.org</i>	The allergenic potential of a tree reduces the benefit of human-nature interactions	No. of NNT species producing allergenic pollen	No. of NT species producing allergenic pollen	No. of NNT species not producing allergenic pollen	No. of NT species not producing allergenic pollen

Table 3. Predictors used to explain the variation of non-native tree (NNT) effect size on ecosystem (dis)services across case studies. The last column indicates the category of ecosystem service to which the predictor was applied (RES, regulating; PES, provisioning; CES, cultural ecosystem services; EDS, ecosystem disservice).

Acronym	Description	Predictor categories	Applied to ecosystem service category
<i>(Bio)Geographic context</i>			
1. Biome	Biome of the study site or dominating in the country	Tropical forest* Subtropical forest Subtropical desert Mediterranean Temperate forest Temperate grassland/desert Boreal forest	RES, PES, CES, EDS
<i>Stand and species properties</i>			
2. Ecosystem	Native ecosystem type	(Semi)desert Grassland shrubland Open forest Forest Urban	RES
3. Stand type	NNTs in forest plantations or naturalized	NNTs in planted stands NNTs in naturalized stands	RES
4. N-fixation	NNT is N-fixing or not	NNTs N-fixing NNTs not N-fixing	RES
<i>Socio-economic development</i>			
5. GDP	Nominal gross domestic product (US Dollars)	Numeric data	CES, PES, EDS
6. HDI	Human Development Index (ranking values)	Numeric data	CES, PES, EDS
<i>Demography</i>			
7. PopDens	Population density (km ⁻²)	Numeric data	CES, PES, EDS
8. RurPop	Proportion of rural population (%)	Numeric data	CES, PES, EDS
<i>Human disturbance</i>			
9. EFP	Ecological footprint (ranking values)	Numeric data	CES, PES, EDS

*The term 'forest' is used here in a broad sense, including also savannahs and woodlands.

using the restricted maximum-likelihood estimation (REML) for numeric data, and the DerSimonian-Laird (DL) model for frequency data (Borenstein *et al.*, 2009; Viechtbauer, 2010), using the *rma()* function implemented in the R package *metafor* (Viechtbauer, 2010). This function also provides the 95% confidence intervals for each grand mean effect size and a two-tailed parametric test checking whether the effect size differs from zero. Given the non-normal distribution of the residuals of some models, we additionally assessed the two-tailed significance of each grand mean effect size through non-parametric permutation tests under 1000 iterations using the *permutest()* function from package *metafor* (Viechtbauer, 2010).

In our data sets some case studies were derived from the same publication (RES), or refer to the same NNT species (RES), or come from the same country (RES, PES and CES), and thus may be more closely related to each other than to other case studies. To explore if non-independence affected the results, we additionally assessed the grand mean effect size and its significance using multi-level meta-analysis models (MLMAs), each including one source of non-independence

(publication, NNT species or country) as random factor (Nakagawa & Santos, 2012). These models allow for different variations of effect sizes between case studies within the same level of the random factor. MLMA models were fitted using the *rma.mv()* function in *metafor*. Differences in fit between the REMA and MLMA models were assessed using the Akaike Information Criterion corrected for small sizes (AIC_c), so that the more complex models (MLMAs) are considered to be an improvement on the simplest one (REMA) if they result in a reduction of AIC_c of two points or more (Burnham & Anderson, 2004; Senior *et al.*, 2016).

In the case of timber provision, the effect size of each case study was the difference between the proportions of timber provided by NNTs and by NTs, with no associated variance. Case studies were in most cases the largest administrative regions below the country level (equivalent to European NUTS-2), but for six countries (Bulgaria, Czech Republic, Chile, Ireland, New Zealand, and Portugal) data were only available at the country level. The grand mean effect size ($\pm 95\%$ confidence intervals) was calculated as the weighted median (due to non-normal distribution) across all case

studies. The weighting factor was the proportion of all global timber produced by each country/region (multiplied by 1000 for scaling reasons), so that country/regions with larger annual timber harvest (NNT+NT) contributed more to the grand mean effect size. A two-tailed Wilcoxon rank test was computed to assess whether the grand mean effect differed from zero, using the *wilcox.test()* function in R.

(b) Computation of heterogeneity and structured meta-analyses

For each grand mean effect size calculated with REMA (either d^+ or $\log OR_w$), we computed the heterogeneity across effect sizes using several statistics: (i) the Q_T statistic is the sum of squares of the deviations of each effect size from the grand effect size, weighed by the inverse of the effect sizes' variances. Q_T was tested against a chi-squared distribution with $n-1$ degrees of freedom (n = number of case studies) to assess whether the observed heterogeneity is greater than expected by chance (Borenstein *et al.*, 2009). The caveat of the Q_T statistic is that its reliability and significance depend on the number of case studies (Borenstein *et al.*, 2009; Nakagawa & Santos, 2012). Thus, we computed two additional statistics; (ii) T^2 which is the estimate of the between-case study variance; and (iii) I^2 which is the proportion (in %) of the total variation in effect sizes that is due to the between-study variance (T^2) (Borenstein *et al.*, 2009; Nakagawa *et al.*, 2017). The three statistics were calculated using the *rma()* function of the *metafor* R package. In the case of the MLMA models, we partitioned I^2 between the random factor level and the case study level following Nakagawa & Santos (2012).

We further assessed whether the variation of effect sizes could be explained by the predictors (fixed factors) shown in Table 3. We performed random-effects (REMA) structured meta-analyses using the *rma()* function, which allows incorporating predictors and returns coefficients and an omnibus test assessing whether the coefficient differs from zero. For continuous predictors, the function also provides the regression slope and its significance. Given the non-normal distribution of residuals in many cases, we additionally assessed the two-tailed significance of the predictors over 1000 iterations with the *permutest()* function (Viechtbauer, 2010).

In the case of RES, we also tested for a phylogenetic signal on the NNT effects using the *Phytools* R package (Revell, 2012). We first constructed a phylogeny of NNT species, starting from the time-calibrated molecular phylogeny of Zanne *et al.* (2014). We selected the taxa of our study (at genus level) using the *congeneric.merge()* function; then we pruned the phylogeny with the *drop.tip()* function to obtain a separated NNT phylogeny for each RES with a minimum of 10 species (otherwise the statistical power was considered too low). The phylogenetic signal was assessed using two common comparative metrics (Blomberg's K and Pagel's λ) (Blomberg, Garland & Ives, 2003; Pagel, 1999). Although the rationale behind these metrics is different, both approach 1 when the species phylogenetic signal approximates predictions under a Brownian motion model

of evolution, and approach 0 when there is no phylogenetic signal.

To explain the variation of NNT effects on timber provision, separate linear models were conducted with the R function *lm()* to assess the effects of the biome and socio-economic predictors in Table 3. In some cases, effect sizes were aggregated at the country level before performing the linear models to match the scale at which predictors were available. Country was tested as an additional predictor, as this data set did not allow us to perform a MLMA with country as a random factor (see Section II.2a). In the analysis of country, the six countries where timber provision was only available at country level were removed from the analyses. To improve homoscedasticity, the effect size (the difference between the proportions of timber provided by NNTs and by NTs) was transformed according to the formula: $\arcsin(\text{sign}(x) \times \sqrt{\text{abs}(x)})$. To compensate for the different contribution of each case study to global timber production, the weighting factor was included in all linear models with the R function *offset()*.

(c) Publication bias

Meta-analysis results may be affected by publication bias, i.e. the selective publication of articles finding significant effects over those which find non-significant effects (Begg, 1994). Publication bias for each RES was investigated by exploring asymmetry in a funnel plot, with effect sizes on the x -axis and standard error of effect sizes on the y -axis. In the absence of publication bias, this plot is expected to be a symmetric funnel shape, with a larger dispersion of effect sizes for studies with smaller sample size, i.e. those with large standard errors of effect size (Borenstein *et al.*, 2009). We assessed funnel asymmetry using the random/mixed-effects version of the Egger's test, which performs a structured meta-analysis with the standard error as predictor, and returns its slope and significance (Sterne & Egger, 2005). This test was implemented using the *regtest()* function of the *metafor* package (Viechtbauer, 2010). A significant relationship implies asymmetry in the funnel plot, which may be an indication of publication bias due to missing values on one side of the funnel. However, there are other reasons for funnel asymmetry besides publication bias, such as heterogeneity (Nakagawa & Santos, 2012; Viechtbauer, 2010). Thus, when the Egger's test on the meta-analysis without predictors indicated asymmetry, we repeated the test on the meta-analysis with the predictor which explained more heterogeneity. If this test still reported asymmetry, we assessed the impact of publication bias by removing case studies responsible for funnel asymmetry (Borenstein *et al.*, 2009), and by applying the trim-and-fill method (Duval & Tweedie, 2000). This method uses an iterative procedure to remove the most extreme small studies from the asymmetric side of the funnel plot, then adds the original studies back into the analysis, imputes a mirror image for each one, and re-computes the meta-analysis. If the new grand mean effect size retains the same sign and significance, then we conclude that publication bias has a trivial or modest impact, but

if there is a shift of the sign or significance of the grand mean effect size, then the impact of publication bias may be substantial (Nakagawa & Santos, 2012).

(d) Synergies and trade-offs between ecosystem (dis)services

Some variables are simultaneously involved in multiple services, which may lead to synergies and trade-offs among services within and among categories (Cord *et al.*, 2017; de Groot, Wilson & Boumans, 2002). For instance, depth of the litter layer is positively related to soil formation but negatively to fire-risk prevention (see Table 1), which may lead to trade-offs between these services. We checked for the existence of positive and negative relationships among the effects of NNTs on different ecosystem (dis)services. Given that the unit of observation differed across types of ecosystem (dis)services (NNT species for RES *versus* country or administrative region for PES, CES and EDS), associations were evaluated through two separate analyses. For RES, we computed the mean effect size (d^+) of each NNT species on each service and tested for significant correlations among the effects of the same NNT species on different RES. For PES, CES and EDS, we calculated the mean effect size ($\log OR_w$) for each country/region, and analysed the correlations among the NNT effects found in the same countries/regions on different PES, CES and EDS. We used pairwise Spearman rank correlation tests in R software.

R codes and part of the data used in this study are available in the repository *Consortio Madroño* (doi: 10.21950/EGM8SE).

III. RESULTS

(1) Description of the data set

We analysed a total of 1683 case studies (529 on RES, 154 on PES, 938 on CES, and 62 on the EDS pollen allergenicity). Data covered 44 countries (33 on RES, 22 on PES, 13 on CES and 13 on EDS), all continents except Antarctica, and seven biomes (Fig. 1). Continents with developed countries, such as Europe, were over-represented with respect to their size, whereas large continents such as Asia and Africa were under-represented (Fig. S1). Temperate, mediterranean and tropical biomes accounted for most case studies, while other biomes were less (boreal forest, subtropical forest and desert, and temperate grassland/desert) or not (polar) represented (Fig. S2).

The best represented ecosystem services were soil formation (RES), soil fertility (RES), timber provision (PES), recreation and ecotourism (CES), and aesthetics (CES), with more than 115 case studies each. The least represented ecosystem services were pollution regulation (RES), pollination (RES), non-timber provision (PES) and scientific interest (CES), with less than 20 case studies each (Fig. 2). For plague control and flood regulation (RES), no valid case studies were found.

Our RES data set covered a total of 125 NNT species. Among them, four species (*Ailanthus altissima* (Mill.) Swingle,

Pinus radiata D. Don, *Robinia pseudoacacia* L., and *Falcataria moluccana* (Miq.) Barneby & J.W. Grimes) were the best represented, with 20–22 case studies; four additional species (*Acacia saligna* (Labill.) Wendl., *A. longifolia* (Andrews) Willd., *Eucalyptus globulus* Labill., and *Ligustrum lucidum* W.T. Aiton) were represented by 10–17 case studies. At the other extreme, 44 NNT species were each represented by a single case study (Table S1). The PES, CES and EDS data sets covered the (dis)services provided by all NNT *versus* all NT species of a country or region (see Section II.1); thus, the list of NNT species was not specified in this case.

(2) Effects of non-native tree species on regulating ecosystem services

Our random-effects meta-analysis (REMA) of 529 case studies obtained from the scientific literature revealed that NNTs increased climate regulation, soil fertility, soil formation and soil erosion control, but decreased fire-risk prevention (Fig. 2A). Asymmetry in funnel plots (Fig. S3) and Egger's tests suggest the presence of publication bias for climate regulation, soil fertility and fire-risk prevention; however, the asymmetry of the latter disappeared when ecosystem type was included as predictor (Table S2). For climate regulation and soil fertility, the trim-and-fill procedure did not change the mean effect size, suggesting that the impact of publication bias was trivial (Table S2). In addition, the removal of the six case studies responsible for the funnel asymmetry in the soil fertility data set (see Fig. S3) resulted in a smaller, but still significant, mean effect size (d^+ shifted from 0.63, $P = 0.012$ to 0.46, $P = 0.027$). For pollution regulation, pollination and water regulation we found no significant effects of NNTs (Fig. 2A).

Compared with REMA, MLMA including either reference, country or NNT species as a random factor, generally improved the model's explanatory power (AIC_c reduction ≥ 2). However, results were largely consistent between REMA and the MLMA. The only exceptions were soil fertility and soil formation, which were not significantly affected by NNTs when NNT species (soil fertility) or country (both RES) were added as random factor in MLMA (Table S3).

The heterogeneity of NNT effects across case studies was high ($I^2 > 80\%$) for all RES except pollination, Fig. 2A, Table S3). Biome explained the heterogeneity of effects on climate regulation, soil formation and soil erosion control (Table S4), with larger effects in low-latitude biomes (tropical and subtropical forests) than in middle-latitude biomes (mediterranean and temperate forest) (Fig. 3A–C). Fire-risk prevention was more decreased by NNTs in shrublands than in grasslands and forests (Fig. 3D). The increase of soil fertility and formation by NNTs was greater in stands of naturalized NNTs than in NNT plantations (Fig. 3E, F). Finally, higher increases of soil fertility, soil formation, soil erosion control, and water regulation were found when NNTs were N-fixing (Fig. 3G–J). The remaining effects of predictors on RES were non-significant (Table S4). The ability of the Fabaceae clade (encompassing N-fixing species) to contribute most to soil fertility and soil formation was

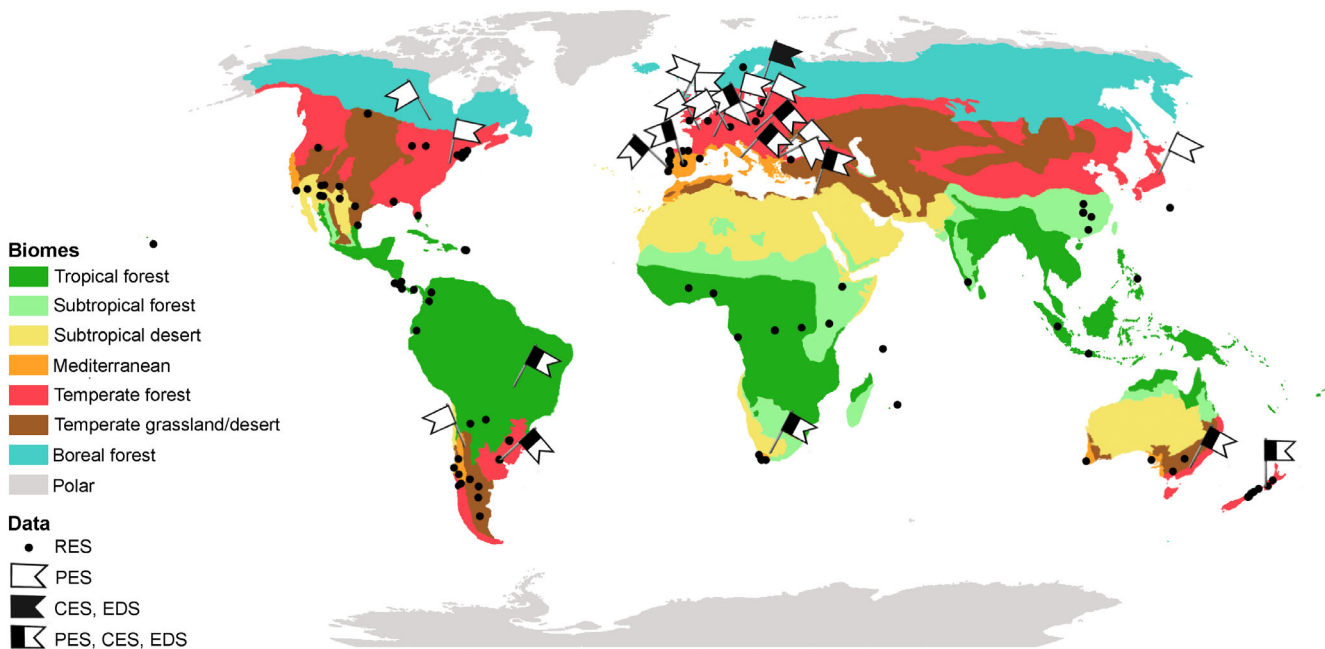


Fig. 1. Simplified representation of the distribution of case studies. Data were collected to evaluate worldwide effects of non-native tree species on regulating (RES), provisioning (PES) and cultural (CES) ecosystem services and ecosystem disservices (EDS). For simplicity only RES are represented at the local scale (dots), whereas data for PES, CES and EDS are represented at the country scale (flags). The map shows the biomes considered in this study for illustrative purposes (simplified from the FAO Global Ecological Zones). The term ‘forest’ is used in a broad sense, including also savannahs and woodlands.

also reflected in the significant values of Pagel’s λ , which indicated a phylogenetic signal in these effects. However, for the rest of RES, neither Pagel’s λ nor Blomberg’s K show a phylogenetic signal attributable to a Brownian model of evolution (Table 4).

(3) Effects of non-native tree species on provisioning ecosystem services

From our global data set of 144 case studies obtained from worldwide forestry reports, we found that the proportion of timber obtained from NTs was slightly higher than that obtained from NNTs (Fig. 2B). ANOVA tests showed large differences in NNT effects across biomes ($F = 6.07$, $P < 0.001$), and across countries ($F = 17.91$, $P < 0.001$). Timber production in the subtropical forest biome relied mostly on NNTs while temperate and boreal biomes relied more on NTs (Fig. 4A). Some countries obtained timber mostly from NNTs (Argentina, Chile, Ireland, New Zealand, South Africa, UK), while others relied almost exclusively on NT (Austria, Bulgaria, Canada, Czech Republic, Germany, Japan, Switzerland, USA – with the exception of Hawaii) (Fig. 4B).

Among the five uncorrelated socio-economic and demographic predictors, only the proportion of rural population was negatively related to the effect size (slope = -0.04 , $P = 0.002$), indicating that regions with a higher proportion of rural population rely less on NNTs for timber provision (Table S5).

On the basis of the information collected for 16 countries, we found less uniqueness of non-timber products in NNTs than NTs, i.e. there are more categories of non-timber products that are exclusively obtained from NTs than from NNTs (Fig. 2B).

(4) Effects of non-native tree species on cultural ecosystem services

Our global data set revealed that NNTs have a wide range of effects on the five CES categories considered. According to REMA results, NNTs increased aesthetic values determined from catalogues of plant dealers and inventories of urban parks. For recreation and ecotourism, NNTs were present more often in ecotourism websites, but less in nature routes than NTs than expected by chance (Fig. 2C). NNTs increased cultural heritage (i.e. they were over-represented in catalogues of monumental trees) but have less scientific interest (i.e. they are the subject of fewer scientific publications, according to the *Scopus* database) than NTs (Fig. 2C). We found no effects of NNTs on inspiration (assessed from the frequency of occurrence in artistic photographs) (Fig. 2C). Including country as a random factor in MLMA improved all models (i.e. explained a high proportion of the residual between-case studies variance (I^2) and decreased the AIC_c by at least two units, Table S6), but results were consistent with those of REMA for most CES. The only exception was recreation and ecotourism, where the negative selection of NNTs for nature routes was not




Fig. 2. Effects of non-native tree (NNT) species on ecosystem services assessed using the random-effects model (REMA). The mean effect size of NNTs and 95% confidence intervals are depicted across the set of case studies considered for each regulating (A), provisioning (B) and cultural (C) ecosystem services (sample sizes are indicated next to each service). Positive or negative mean effect sizes, respectively, indicate that NNTs (or sites dominated by NNTs) had greater or smaller scores for the service, compared to native tree (NT) species or to control sites dominated by native vegetation. Asterisks to the right of the bars indicate that the mean effect size differs significantly from zero according to a permutation test with 1000 iterations. Values on the right axis indicate the heterogeneity I^2 , which is the proportion (in %) of the total variation in effect sizes that is due to between-study variance.

significant when country was included as random factor in MLMA (Table S6).

Heterogeneity of effect sizes across case studies was high for most CES ($I^2 > 80\%$, except for recreation/ecotourism and inspiration, Fig. 2C, Table S6). Biome contributed to explaining the variation of NNT effects on aesthetics and

recreation and ecotourism (Table S7). NNTs contributed more to aesthetics in tropical and temperate biomes than in mediterranean and boreal ones, and NNTs were used more in tourism websites in the mediterranean than in other biomes (Table S8). In countries with higher gross domestic products, NNTs contributed more to aesthetics, and were

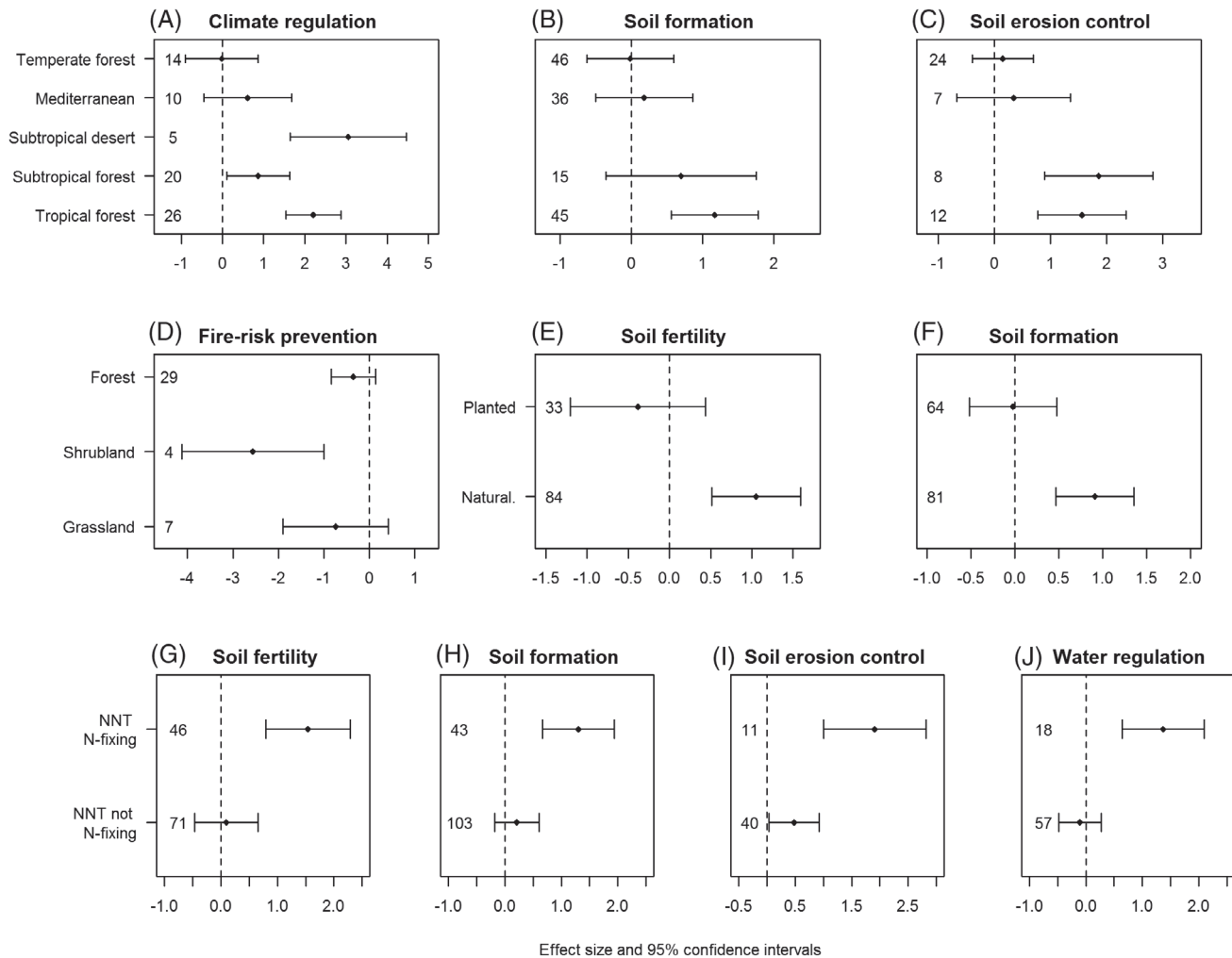


Fig. 3. Predictors explaining the effects of non-native tree (NNT) species on regulating ecosystem services (RES) under random-effects structured meta-analysis: biome (A–C), native ecosystem type (D), stand type (E, F) and N-fixation of the NNT (G–J). The figure shows the mean effect size (d^+) of NNTs and 95% confidence intervals across the set of case studies considered for each predictor category. Positive or negative mean effect sizes, respectively, indicate that sites dominated by NNTs had a greater or smaller score of the RES than control sites with native vegetation.

Table 4. Results from two common metrics used in comparative analyses (Blomberg’s K and Pagel’s λ) to test for a significant phylogenetic signal in the effects of non-native trees (NNTs) on regulating ecosystem services (RES). Each cell contains the value of the metric and its significance (P) according to the expectation of a Brownian model of evolution. N represents the number of NNT species in each RES. Significant results ($P < 0.05$) are indicated with asterisks.

Metric	Climate regulation	Fire-risk prevention	Pollution regulation	Soil erosion control	Soil fertility	Soil formation	Water regulation
Blomberg’s K (P)	0.025 (0.859)	0.184 (0.289)	0.456 (0.588)	0.056 (0.686)	0.543 (0.091)	0.063 (0.687)	0.087 (0.661)
Pagel’s λ (P)	0.000 (1.000)	0.001 (1.000)	0.001 (1.000)	0.117 (0.326)	1.006** (0.001)	0.393* (0.037)	0.001 (1.000)
N	54	35	14	37	56	79	57

more used in tourism websites, but they were selected less often for nature routes. In countries with higher values of the human development index, NNTs had less effect on aesthetics and recreation and ecotourism services, suggesting larger effects in less-developed countries. In countries with higher population density or with a higher proportion of rural

population, NNTs contributed less to aesthetics but more to recreation and ecotourism. The contribution of NNTs to cultural heritage declined at higher population density. NNTs were less selected as recreation and ecotourism, and inspiration assets in countries with larger ecological footprints (i.e. human disturbance, Table S7).

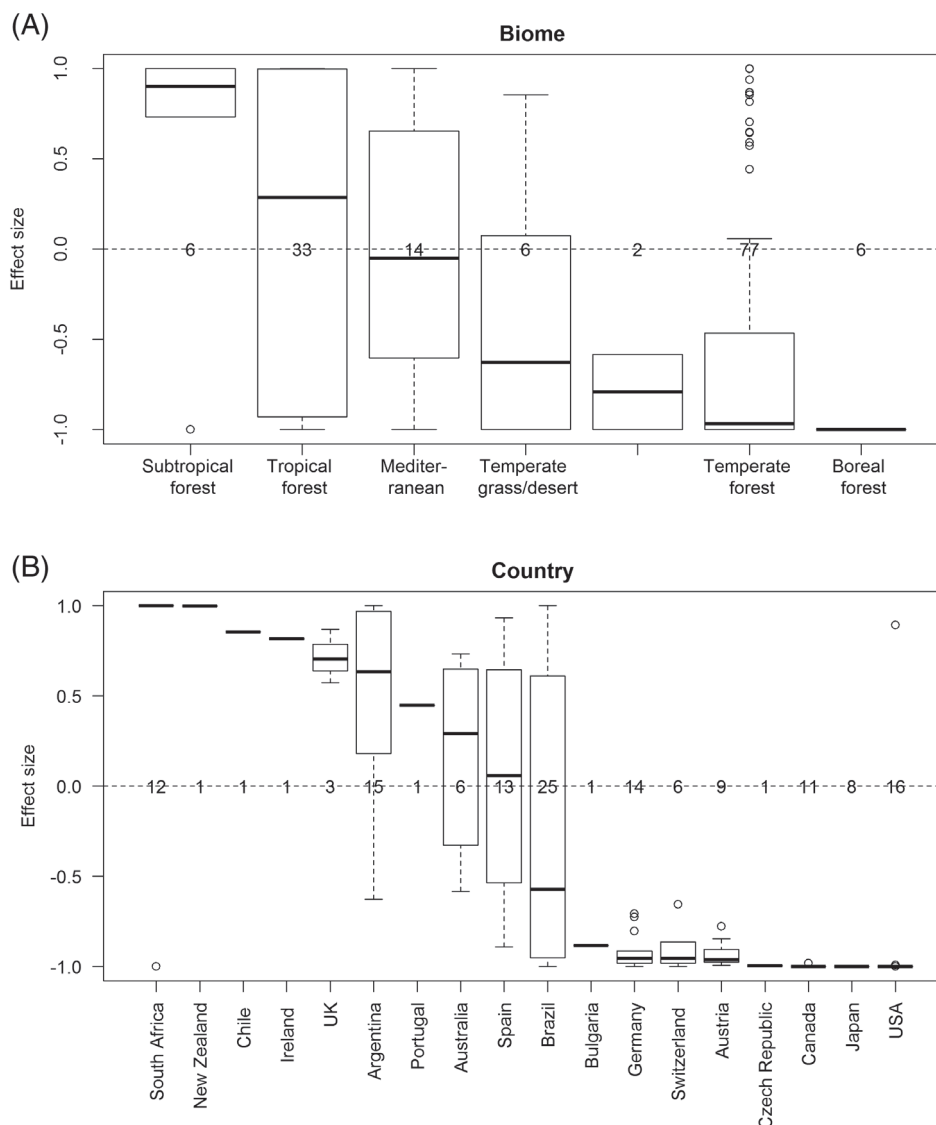


Fig. 4. Effect size of non-native trees (NNTs) on timber provision across biomes (A) and across countries (B). For each biome/country the horizontal band represents the median; box limits are defined by the 25th and 75th percentiles; upper whiskers are the smallest of the maximum country/biome value and 75th percentile + $1.5 \times$ box extension; lower whiskers are the largest of the smallest biome/country value and 25th percentile - $1.5 \times$ box extension. Circles indicate extreme values outside the whisker interval. The number of case studies in each biome/country is indicated (biomes/countries with less than three case studies were not included in the statistical analysis).

(5) Effects of non-native tree species on the ecosystem disservice

Overall, NNTs producing allergenic pollen were not more frequent than expected, either using REMA or MLMA with country as a random factor ($\log OR_w \pm SE = 0.093 \pm 0.197$ and 0.587 ± 0.365 , with REMA and MLMA, respectively, $P > 0.05$, $N = 62$, Table S6). Nevertheless, NNT effects on pollen allergenicity varied widely with context ($I^2 = 91\%$). In tropical and temperate biomes, NNTs contributed more to pollen allergenicity than in mediterranean and boreal ones (Table S8). Higher NNT contribution to pollen allergenicity was also associated with countries with higher gross domestic

products. Finally, pollen allergenicity was increased less by NNTs in countries with a higher proportion of rural population (Table S7).

(6) Relationships between ecosystem services

The effects of NNTs on several RES were correlated with each other. Most Spearman correlations were positive [i.e. among soil fertility, soil formation and erosion control, as well as climate regulation, and water regulation ($R_S = 0.41-0.68$, $P = 0.010- <0.001$)]. However, fire-risk prevention was negatively correlated with other RES

($R_S = -0.69$ and -0.67 , $P < 0.001$ for soil erosion control and water regulation, respectively, Table S9).

The overall effects of NNTs on PES, CES and EDS within countries/regions were somewhat correlated. The most significant was a positive correlation between the two sources of information used for aesthetics, i.e. catalogues of plant dealers and urban parks ($R_S = 0.89$, $P > 0.001$). Aesthetics was also positively correlated with pollen allergenicity ($R_S = 0.56-0.65$, $P = 0.01$), suggesting that many ornamental NNTs produce allergenic pollen. Uniqueness of non-timber products was negatively related to pollen allergenicity ($R_S = -0.71$, $P = 0.03$). Although marginally significant, countries where the contribution of NNTs to pollen allergenicity was higher tended to show higher scientific interest in NNTs ($R_S = 0.58$, $P = 0.06$, Table S10).

IV. DISCUSSION

(1) The data set

Our study is the first comprehensive global analysis of the effects of NNTs on ecosystem (dis)services that brings together information from a broad spectrum of scientific subjects, as well as from online sources. Despite the global scope, information was more abundant for developed countries, mediterranean and temperate forest biomes, and for tree species with high societal interest. This geographical and taxonomic bias is well documented in the ecological literature (Hulme *et al.*, 2013; Martin, Blossey & Ellis, 2012; Pyšek *et al.*, 2008; Wilson *et al.*, 2007). Human population and forest cover are unevenly distributed across biomes, and scientific institutions are more abundant in wealthy regions (Wilson *et al.*, 2007). Our RES data set covered one third of the 430 NNT species known to be invasive (Rejmánek & Richardson, 2013), of which just 22 species accounted for half of the case studies. This fact highlights that scientists repeatedly target the few species with known large impacts on social-ecological systems (Hulme *et al.*, 2013; Pyšek *et al.*, 2008). The coverage of ecosystem services was limited by the need to find measures suitable for pairwise comparisons and by the need to harmonize data across multiple countries. Despite these limitations, this study offers the most complete and up-to-date analysis of current knowledge on NNTs worldwide, and allowed us to identify key gaps for future research.

(2) Effects of non-native trees on ecosystem services

Overall, we found more increases than decreases in ecosystem services attributable to NNTs. This result is consistent with many NNTs having been deliberately introduced to create or enhance particular ecosystem services (Brundu & Richardson, 2016; Evans, 2009; Potgieter *et al.*, 2017). The increase in several RES due to the presence of NNTs may be attributed to their high productivity,

a trait often selected for NNT introduction (Richardson, 1998; Woziwoda, Kopec & Witkowski, 2014). Increased productivity of forests may promote climate regulation (*via* carbon uptake), and soil formation, fertility and erosion control (through higher root growth and/or the supply of more organic matter to the soil) (Evans, 2009; Mori, Lertzman & Gustafsson, 2017). The decrease in both timber and non-timber PES by NNT was unexpected, given that the purpose of many tree introductions is the supply of particular products (Brundu & Richardson, 2016; Evans, 2009; MacDicken, 2015). In the case of timber, this is because many temperate regions rely almost exclusively on NTs. The lower uniqueness of non-timber products found for NNTs suggests that many of these species were introduced to increase the quality or quantity of products already supplied by NTs, rather than to produce novel products (Krumm & Vitková, 2016). Regarding CES, the ornamental value of non-native plants was previously reported to be associated with the human preference for novelty and unusual features, e.g. the colourful or large flowers of *Jacaranda* and *Magnolia*, the crown shape and size of *Sequoia* and *Ficus* (Kueffer & Kull, 2017; van Wilgen & Richardson, 2012). This may explain the selection of NNTs as aesthetic, tourist and heritage assets (Vaz *et al.*, 2018). However, this does not explain the reduced touristic value of nature routes caused by NNTs. Ornamental NNTs are usually confined to gardens or urban parks. Outside these areas, NNTs can occur because they were planted for non-aesthetic purposes (e.g. timber production or land reclamation), or as naturalized escapes from plantations. The traits that promote non-aesthetic uses of NNTs (e.g. fast growth; Richardson, 1998), or those associated with naturalization success (e.g. profuse seed production or resprouting capacity; Castro-Díez *et al.*, 2011; Richardson & Rejmánek, 2004) can lead to monotonous and homogenized landscapes which are apparently less attractive to users of nature routes. Despite the growing number of studies on non-native species (Hulme *et al.*, 2013), the scientific interest in NNTs was overwhelmingly lower than for NTs. This may be because ecological interest in non-native species and their impacts is recent compared to the long history of research on pristine habitats and native species (Hulme *et al.*, 2013; Vaz *et al.*, 2017a).

Given that biodiversity often promotes multiple ecosystem services in forests (Gamfeldt *et al.*, 2013; Mori *et al.*, 2017; Poorter *et al.*, 2015), the increase of ecosystem services by NNTs found here seems at odds with the low biodiversity usually found in NNT-dominated systems (Gaertner *et al.*, 2011; Pyšek *et al.*, 2012; Vilà *et al.*, 2011). Our results may have been exacerbated by the fact that the baseline for comparison may include degraded or non-forest ecosystems. Moreover, replacing NTs with NNTs may maximize a particular ecosystem service at the expense of reducing the ecosystem's capacity to provide multiple services (Dickie *et al.*, 2014a; Evans, 2009; van Wilgen & Richardson, 2012), and most studies covered herein focus on single, rather than multiple, ecosystem services. We also note that maximizing some particular ecosystem services may not

always be beneficial for society or ecosystem functioning. For example, in the naturally infertile soils of some parts of Hawaii and the South African fynbos, the increase of soil nitrogen driven by the introduction of N-fixing NNTs is disrupting ecosystem functioning and altering several ecosystem services, such as soil fertility and water supply (Gaertner *et al.*, 2011; Le Maitre *et al.*, 1996; Vitousek & Walker, 1989). Thus, focussing environmental policies on ecosystem services may overlook the intrinsic value of nature and leave biodiversity under-protected (Dee *et al.*, 2017; McCauley, 2006; Silvertown, 2015).

(3) Variability of non-native tree effects on ecosystem services worldwide

NNT effects in most ecosystem (dis)services showed medium to high heterogeneity, with I^2 values above 80% in most cases. This high heterogeneity is typical of ecological studies, where effect sizes derive from different species and different contexts (Senior *et al.*, 2016). Nevertheless, we were able to explain part of this heterogeneity. Nitrogen-fixing NNTs had especially strong effects on soil fertility, in agreement with previous studies (Castro-Díez *et al.*, 2014a; Liao *et al.*, 2008; Vilà *et al.*, 2011). Compared with non-N-fixing NNTs, N-fixing NNTs may attain a higher production in infertile or degraded soils, explaining their contribution to soil formation (by supplying more organic matter to the soil), and to erosion control and water regulation (by a denser protective cover of the soil and a greater net of roots belowground). Accordingly, the low proportion of N-fixing NNTs among planted stands (9.1–14.1%), compared with naturalized stands (41.5–51.2%), may explain the larger effect size of NNTs on soil fertility and formation found in naturalized stands. Certain RES were more affected by NNTs in low-latitude biomes than in temperate biomes, possibly related to the stronger effect of non-native plants on the nitrogen cycle in benign climates reported previously (Castro-Díez *et al.*, 2014a). Many NNTs are selected primarily for their high potential productivity (Richardson, 1998; Woziwoda *et al.*, 2014), a trait that underpins many ecosystem services. However, that high potential productivity would be realized more in environments where the favourable period for plant growth is longer (e.g. tropical forests) (Castro-Díez *et al.*, 2014a).

The degree of phylogenetic relatedness among species showed a small role in explaining variation of NNT effects on RES. This means that closely and distantly related species have similar effects. The only phylogenetic signal was found for the effects of NNTs on soil fertility and soil formation, and is associated with the phylogenetic proximity among N-fixing NNTs, which had greater effects on these RES.

The great cross-country and cross-biome variation observed in the contribution of NNTs to timber provision might be explained by several non-exclusive arguments. First, regions with high availability or variety of NT species (e.g. USA, Brazil) have less need to introduce NNTs to supply their timber needs. Second, regions with a non-profitable

pool of NT species (e.g. because of prevailing slow growth rates, as occurs in the Mediterranean Basin) may have favoured plantations of profitable NNTs. Third, some former European colonies (e.g. Argentina, Australia, Chile, New Zealand or South Africa) have a stronger tendency to plant NNTs, due to the colonial ethos of ‘national development’, to cultural links with the colonists’ home countries or with other colonies, or to the loss of native cultures that were more dependent on native species (Carruthers *et al.*, 2011; Speziale *et al.*, 2012). Thus, a complex interaction of environmental, social and historical factors seems to have shaped species selection for PES (Kueffer, 2017). This also explains the poor role of socio-economic and demographic predictors when considered alone. Nonetheless, regions with a small proportion of rural population (or more urbanised regions) seem to rely more on NNTs for timber. This suggests that rural societies tend to rely more on native assets, because the populace has a closer connection with the environment or less need of resources (Carruthers *et al.*, 2011; Shackleton *et al.*, 2007; Speziale *et al.*, 2012).

Our results showed that NNTs contributed more to CES in countries with greater nominal gross domestic products. Wealthy regions foster the trade and maintenance of non-native plants (Gavier-Pizarro *et al.*, 2010; Humair *et al.*, 2015; Vilà & Pujadas, 2001), and thus their contribution to CES (Vaz *et al.*, 2018). Nevertheless, NNT contribution to aesthetics, and to recreation and ecotourism decreased in regions with higher human development index (i.e. higher life expectancy, education level, and income), a trend previously observed in the Iberian Peninsula (Vaz *et al.*, 2018). This suggests a higher awareness of the risks associated with NNTs, and thus a higher preference for NTs as ornamental and tourism assets in more developed regions (Nuñez & Pauchard, 2010; Vaz *et al.*, 2018). Finally, we found a lower contribution of NNTs to tourism and inspiration services in regions with larger ecological footprint, suggesting that a higher pressure on natural resources makes people prefer NTs as inspirational and tourism assets.

Some predictors that explain the heterogeneity of NNT effects relate to intrinsic properties of individual NNTs (e.g. N-fixation ability) or to the environments in which they occur (e.g. biome). Other predictors relate more to the social dimension, such as socio-economy, demography, and cultural background. Whereas ecological conditions are expected to be more or less stable in the long term, the social dimension (e.g. human perceptions, norms and values, social memory, institutions and rules) is more prone to changes in a few generations. This has important consequences for the way in which NNTs affect ecosystem services through time (Kueffer & Kull, 2017; Kull *et al.*, 2018; Shackleton *et al.*, 2016). There are many examples of people embracing introduced species in their practices and traditions in preference to native species used previously (i.e. the ‘shifting baseline syndrome’; Kueffer & Kull, 2017; Nuñez & Simberloff, 2005; Speziale *et al.*, 2012). This poses an additional risk to focusing environmental policies solely on

ecosystem services, whose values for people are changeable over short time frames (Silvertown, 2015).

Despite the patterns of variation in NNT effects on ecosystem services revealed here, a large proportion of variation remains unexplained. This suggests that other predictors that were not considered in our analysis are important, such as NNT functional traits (e.g. plant size, seed mass or leaf habit; Castro-Díez *et al.*, 2014a; Pyšek *et al.*, 2012), or the historical factors accounting for the cultural and trade relations between distant regions through time (Speziale *et al.*, 2012). Other potential predictors may operate at local scales, and thus could not be included in our global-scale analysis (e.g. silvicultural practices, individual choices, attitudes, and behaviours; Grove *et al.*, 2006; Kull *et al.*, 2018).

(4) Synergies and trade-offs among the effects of non-native trees on ecosystem services

The correlations found among most RES can be explained by the fact that some tree traits simultaneously contribute to different RES. In particular, the potential growth rate of trees may underpin many of the identified links across the effects of NNTs on RES: fast-growing trees can be important carbon sinks and thus contribute to climate regulation, while simultaneously promoting erosion control and soil formation through rapid development of a protective soil cover, enhancing soil organic matter, and contributing to regulation of the water cycle. Yet, trade-offs across RES may also arise when the same trait contributes positively to some services and negatively to others (Potgieter *et al.*, 2017). Thus, some fast-growing trees can also increase fire risk by supplying a high quantity of fuel to the system, and because they invest less resources in protection against disturbances (Herms & Mattson, 1992). Regarding CES, we identified a strong correlation between the two sources of aesthetic information (i.e. catalogues of ornamental plant dealers and tree inventories of urban parks) indicating strong consistency between them. By contrast, the lack of correlation between the two indicators of recreation and ecotourism (i.e. official tourism websites and nature routes) indicates that they capture different aspects of ecotourism attraction: tourism websites may tend to highlight the ‘unusual’ or the ‘spectacular’ to attract visitors (e.g. a plantation of sequoias in northern Spain or conifers along the Garden Route in South Africa), whereas users of nature routes appreciate more ‘pristine’ nature dominated by native species (Vaz *et al.*, 2018). We also found a synergy between aesthetics and pollen allergenicity, suggesting that NNTs with aesthetic value may also exhibit traits that promote pollen allergenicity (e.g. wind pollination, which was found to increase with urbanization; Williams, Hahs & Vesk, 2015). This result converges with others showing high allergenicity in non-native air-borne pollen from ornamental NNTs (Belmonte & Vilà, 2004; Bosch-Cano *et al.*, 2011). Unfortunately, differences in scale of study used for RES compared with PES, CES and EDS precluded us from exploring other synergies and trade-offs across different categories of ecosystem services.

(5) Methodological limitations and future perspectives

Publication bias in the scientific literature may have affected our RES analysis. Funnel plot asymmetry suggests that the positive effects of NNTs on climate regulation and soil fertility may have been inflated by publication bias. However, the two methods applied (trim and fill and removal of case studies from the extreme of the funnel) suggest consistent results. Future updates might minimize publication bias, e.g. by extending the literature search to grey literature (Borenstein *et al.*, 2009).

Another methodological issue in meta-analysis is non-independence among case studies (Nakagawa & Santos, 2012; Noble *et al.*, 2017). Although partly removed by aggregating related case studies, non-independence remained in our data sets due to multiple case studies derived from the same publication, the same NNT species, or the same country. The impact of non-independence on results may be assessed by comparing the results from the two meta-analysis models, MLMA and REMA (with and without the source of non-independence as a random factor). Only three ecosystem services (soil fertility, soil formation and touristic value of nature routes) changed from being affected by NNTs (REMA) to a non-significant effect (MLMA with country as random factor, and also with NNT species in the case of soil fertility). This indicates that results for these services cannot be extended to any random set of case studies. For instance, the increase in soil fertility by NNTs was due to N-fixing trees; thus, a data set with fewer N-fixing NNTs would be likely to return a non-significant result. Also, the effect of NNTs on the touristic value of nature routes varied across countries (e.g. it was decreased in Australia and Spain, but increased in Italy and South Africa). Thus, the overall decrease may be attributed to the high proportion of case studies from Australia and Spain (Appendix S6). Future studies should account for this bias by representing each country with a number of case studies proportional to its population or size.

In the case of case of CES, EDS and non-timber PES, we used a novel indicator-based approach, previously described in Vaz *et al.* (2018). This approach allows assessing whether NNTs are preferred or rejected for particular services, using the ‘offer’ (i.e. availability) of NNTs in the region as a reference value. This approach has the advantage of integrating multiple sources of information, allowing reproducibility and updates as the sources expand (Vaz *et al.*, 2018). In addition, sources of information from social media (e.g. tourism, image-sharing, or commercial websites) have a much wider coverage than traditional scientific media (Richards & Friess, 2015; Wood *et al.*, 2013). Yet, the approach has some caveats: lower data quality (e.g. potential mistakes in species names in catalogues); low resolution of the analysis (effect sizes are calculated for a group of NNTs of a country/region, rather than for particular species); sensitivity of the effect size metric ($\log OR_p$) to the choice of data types and control data (Vaz *et al.*, 2018); or the inability to compare magnitudes of $\log OR_w$ across ecosystem

(dis)services with data sources provided in different units (e.g. species counts, species cover, or number of photographs). In summary, this novel approach is useful to obtain preliminary insights on the directions of effects of NNTs on certain ecosystem (dis)services assessed poorly by scientific media, and to cover spatial and temporal scales not attainable through traditional scientific methodologies. Future studies should validate our results for specific contexts using other methodologies (Hernandez-Morcillo *et al.*, 2013).

Our understanding of how NNTs, and non-native species in general, influence several ecosystem services simultaneously is poor (Vilà & Hulme, 2017). The approach used here to identify associations among responses of ecosystem services to NNTs represents a first crude exploration. Unfortunately, differences in scale of study used for RES (species), and for PES, CES and EDS (countries/regions), together with the limited number of species or countries common to many ecosystem services, precluded us from using a multivariate approach (Spake *et al.*, 2017). Such an approach would allow identifying bundles of services according to their response to NNTs (Raudsepp-Hearne, Peterson & Bennett, 2010), knowing how the impact on such bundles changes in space (Spake *et al.*, 2017) and thus identifying areas most at risk from NNTs.

V. CONCLUSIONS

(1) Our comprehensive worldwide review revealed more increases than decreases in ecosystem services attributable to NNTs. However, the strong context dependency of the effects, and the limitations of the concept of ‘ecosystem services’, means that these results must be interpreted with caution. The anthropocentric view of nature prominent in recent conservation literature may encourage the maximization of a few ecosystem services in the short term at the expense of long-term sustainability and multifunctionality.

(2) Part of the variation in NNT effects across case studies is explained by stable factors (e.g. biogeography, traits of NNTs), but some is due to changeable socio-economic and demographic factors.

(3) Trade-offs and synergies between ecosystem services emerge because they may be associated with the same plant traits.

(4) This review revealed some key knowledge gaps that need attention, such as the lack of information from large areas of Africa and Asia, and for many NNT species whose contribution to ecosystem services has not yet been documented.

VI. ACKNOWLEDGEMENTS

This article is based upon work from Cost Actions FP1403 NNEXT and TD1209 Alien Challenge, **supported by COST (European Cooperation in Science and**

Technology) (www.cost.eu). The work was also supported by the IMPLANTIN project (CGL2015-65346-R) of the *Ministerio de Economía y Competitividad* of Spain, and the REMEDINAL3-CM MAE-2719 network (Comunidad de Madrid). A.S.V. was supported by the FSE/MEC and FCT (PhD grant PD/BD/ 52600/2014); J.R.V. by POPH/FSE and FCT (Post-Doc grant SFRH/ PD/84044/2012); O.G. by EU H2020 research and innovation program (Marie Skłodowska-Curie grant agreement No 661118-BioFUNC); Á.B. by Plan Estatal I+D+i (Spain) and ESF through a pre-doctoral contract. Mateus Cardoso Silva helped with data collection from Brazil. Megumi Uemura helped to extract information from Japanese documents. Our special gratitude to Elisabeth Pötzelsberger, chair of the Cost Action FP1403 NNEXT, for all her support during the preparation of this review.

VII. AUTHOR CONTRIBUTIONS

P.C.-D. and O.G. produced the study idea; P.C.-D., A.S.V., O.G., J.S.S., M.V.L., A.A. and A.S. designed the research; all authors contributed to data collection; P.C.-D., A.S.V. and O.G. organized and analysed the data; P.C.-D. led the writing and A.S.V., O.G., J.S.S., M.V.L., D.M.R. and M.V. contributed to the first draft; all authors contributed to the final version of the manuscript.

VIII. REFERENCES

References marked with asterisk have been cited within the supporting information.

- *AKINIFESI, F. K., KANG, B. T. & LADIPO, D. O. (1998). Structural root form and flue root distribution of some woody species evaluated for agroforestry systems. *Agroforestry Systems* **42**, 121–138.
- *ALLISON, J. D., BORDEN, J. H. & SEYBOLD, S. J. (2004). A review of the chemical ecology of the Cerambycidae (Coleoptera). *Chemocology* **14**, 123–150.
- *ALLISON, S. D., NIELSEN, C. & HUGHES, R. F. (2006). Elevated enzyme activities in soils under the invasive nitrogen-fixing tree *Falcataria moluccana*. *Soil Biology & Biochemistry* **38**, 1537–1544.
- *ALMEIDA, J. & FREITAS, H. (2006). Exotic naturalized flora of continental Portugal – A reassessment. *Botanica Complutensis* **30**, 117–130.
- *ARAGON, R., MONTTI, L., AYUP, M. M. & FERNANDEZ, R. (2014a). Exotic species as modifiers of ecosystem processes: litter decomposition in native and invaded secondary forests of NW Argentina. *Acta Oecologica-International Journal of Ecology* **54**, 21–28.
- *ARAGON, R., SARDANS, J. & PENUELAS, J. (2014b). Soil enzymes associated with carbon and nitrogen cycling in invaded and native secondary forests of northwestern Argentina. *Plant and Soil* **384**, 169–183.
- *ARIAS, D., CALVO-ALVARADO, J., RICHTER, D. d. & DOHRENBUSCH, A. (2011). Productivity, aboveground biomass, nutrient uptake and carbon content in fast-growing tree plantations of native and introduced species in the Southern Region of Costa Rica. *Biomass & Bioenergy* **35**, 1779–1788.
- *ARNE, D. C., STOTT, J. E. & WALDRON, H. M. (1999). Biogeochemistry of the Ballarat East Goldfield, Victoria, Australia. *Journal of Geochemical Exploration* **67**, 1–14.
- *ASHTON, I. W., HYATT, L. A., HOWE, K. M., GUREVITCH, J. & LERDAU, M. T. (2005). Invasive species accelerate decomposition and litter nitrogen loss in a mixed deciduous forest. *Ecological Applications* **15**, 1263–1272.
- *ASNER, G. P., MARTIN, R. E., KNAPP, D. E. & KENNEDY-BOWDOIN, T. (2010). Effects of *Morella faya* tree invasion on aboveground carbon storage in Hawaii. *Biological Invasions* **12**, 477–494.
- *BASTIEN-HENRI, S., PARK, A., ASHTON, M. & MESSIER, C. (2010). Biomass distribution among tropical tree species grown under differing regional climates. *Forest Ecology and Management* **260**, 403–410.
- BEGG, C. B. (1994). Publication bias. In *The Handbook of Research Synthesis* (eds H. COOPER and L. V. HEDGES), pp. 399–409. Russell Sage Foundation, New York.
- BELMONTE, J. & VILÀ, M. (2004). Atmospheric invasion of non-native pollen in the Mediterranean region. *American Journal of Botany* **91**, 1243–1250.

- *BELTRÁN, M., VERICAT, P. & PIQUÉ, M. (eds) (2013). *Evaluación de los Recursos Forestales por C.C.A.A. Proyecto REDFOR* Proyecto piloto en el marco de la Red Rural Nacional, 2011, pp. Edition (Volume 211). Centre Tecnològic Forestal de Catalunya, Solsona (Lleida).
- *BERMAN, D. (2013). Regional-specific pollen and fungal spore allergens in South Africa. *Current Allergy and Clinical Immunology* **26**, 196–209.
- *BERNHARDREVERSAT, F. & SCHWARTZ, D. (1997). Change in lignin content during litter decomposition in tropical forest soils (Congo): comparison of exotic plantations and native stands. *Comptes Rendus De L'Academie Des Sciences Serie II Fascicule a-Sciences De La Terre Et Des Planetes* **325**, 427–432.
- *BIANCHI, L. O. & DEFOSSE, G. E. (2015). Live fuel moisture content and leaf ignition of forest species in Andean Patagonia, Argentina. *International Journal of Wildland Fire* **24**, 340–348.
- *BILGO, A., SANGARE, S. K., THIOULOUSE, J., PRIN, Y., HIEN, V., GALIANA, A., BAUDOIN, E., HAFIDI, M., BA, A. M. & DUPONNOIS, R. (2012). Response of native soil microbial functions to the controlled mycorrhization of an exotic tree legume, *Acacia holosericea* in a Sahelian ecosystem. *Mycorrhiza* **22**, 175–187.
- *BLANCO, J. F. & GUTIÉRREZ-ISAZA, N. (2014). Leaf litter mass loss rates and associated fauna of tree species commonly used in neotropical riparian reforestation. *Acta Biologica Colombiana* **19**, 91–100.
- BLOMBERG, S. P., GARLAND, T. & IVES, A. R. (2003). Testing for phylogenetic signal in comparative data: behavioral traits are more labile. *Evolution* **57**, 717–745.
- *BONELL, M., PURANDARA, B. K., VENKATESH, B., KRISHNASWAMY, J., ACHARYA, H. A. K., SINGH, U. V., JAYAKUMAR, R. & CHAPPELL, N. (2010). The impact of forest use and reforestation on soil hydraulic conductivity in the Western Ghats of India: implications for surface and sub-surface hydrology. *Journal of Hydrology* **391**, 49–64.
- BOOY, O., CORNWELL, L., PARROTT, D., SUTTON-CROFT, M. & WILLIAMS, F. (2017). Impact of Biological Invasions on Infrastructure. In *Impact of Biological Invasions on Ecosystem Services* (eds M. VILÀ and P. E. HULME), pp. 235–247. Springer, Switzerland.
- BORENSTEIN, M., HEDGES, L. V., HIGGINS, J. P. T. & ROTHSTEIN, H. R. (2009). *Introduction to Meta-Analysis*. England: John Wiley & Sons Ltd. Publications.
- BOSCH-CANO, F., BERNARD, N., SUDRE, B., GILLET, F., THIBAUDON, M., RICHARD, H., BADOT, P.-M. & RUFFALDI, P. (2011). Human exposure to allergenic pollens: a comparison between urban and rural areas. *Environmental Research* **111**, 619–625.
- *BREUGEL, M.V., HALL, J. S., CRAVEN, D. J., GREGOIRE, T. G., PARK, A., DENT, D. H., WISHNIE, M. H., MARISCAL, E., DEAGO, J., IBARRA, D., CEDEÑO, N. & ASHTON, M. S. (2011). Early growth and survival of 49 tropical tree species across sites differing in soil fertility and rainfall in Panama. *Forest Ecology and Management* **261**, 1580–1589.
- *BROADHEAD, J. S., ONG, C. K. & BLACK, C. R. (2003). Tree phenology and water availability in semi-arid agroforestry systems. *Forest Ecology and Management* **180**, 61–73.
- BRUNDU, G. & RICHARDSON, D. M. (2016). Planted forests and invasive alien trees in Europe: a Code for managing existing and future plantings to mitigate the risk of negative impacts from invasions. *Neobiota* **30**, 5–47.
- BURNHAM, K. P. & ANDERSON, D. R. (2004). Multimodel inference – understanding AIC and BIC in model selection. *Sociological Methods & Research* **33**, 261–304.
- *BUTTERFIELD, B. J., ROGERS, W. E. & SIEMANN, E. (2004). Growth of Chinese tallow tree (*Sapium sebiferum*) and four native trees under varying water regimes. *Texas Journal of Science* **56**, 335–346.
- *CAMARILLO, S. A., STOVALL, J. P. & SUNDA, C. J. (2015). The impact of Chinese tallow (*Triadica sebifera*) on stand dynamics in bottomland hardwood forests. *Forest Ecology and Management* **344**, 10–19.
- CARDINALE, B. J., DUFFY, J. E., GONZÁLEZ, A., HOOPER, D. U., PERRINGS, C., VENAIL, P., NARWANI, A., MACE, G. M., TILMAN, D., WARDLE, D. A., KINZIG, A. P., DAILY, G. C., LOREAU, M., GRACE, J. B., LARIGAUDEURIE, A., et al. (2012). Biodiversity loss and its impact on humanity. *Nature* **486**, 59–67.
- *CARPENTER, F. L., NICHOLS, J. D. & SANDI, E. (2004). Early growth of native and exotic trees planted on degraded tropical pasture. *Forest Ecology and Management* **196**, 367–378.
- CARRUTHERS, J., ROBIN, L., HATTINGH, J. P., KULL, C. A., RANGAN, H. & VAN WILGEN, B. W. (2011). A native at home and abroad: the history, politics, ethics and aesthetics of acacias. *Diversity and Distributions* **17**, 810–821.
- CASTRO-DÍEZ, P., FIERRO-BRUNNENMEISTER, N., GONZÁLEZ-MUÑOZ, N. & GALLARDO, A. (2012). Effects of exotic and native tree leaf litter on soil properties of two contrasting sites in the Iberian Peninsula. *Plant and Soil* **350**, 179–191.
- CASTRO-DÍEZ, P., GODOY, O., ALONSO, A., GALLARDO, A. & SALDAÑA, A. (2014a). What explains variation in the impacts of exotic plant invasions on the nitrogen cycle? A meta-analysis. *Ecology Letters* **17**, 1–12.
- CASTRO-DÍEZ, P., GODOY, O., SALDAÑA, A. & RICHARDSON, D. M. (2011). Predicting invasiveness of Australian acacias on the basis of their native climatic affinities, life history traits and human use. *Diversity and Distributions* **17**, 934–945.
- *CASTRO-DÍEZ, P., GONZÁLEZ-MUÑOZ, N., ALONSO, A., GALLARDO, A. & POORTER, L. (2009). Effects of exotic invasive trees on nitrogen cycling: a case study in Central Spain. *Biological Invasions* **11**, 1973–1986.
- *CASTRO-DÍEZ, P., VALLE, G., GONZÁLEZ-MUÑOZ, N. & ALONSO, A. (2014b). Can the life-history strategy explain the success of the exotic trees *Ailanthus altissima* and *Robinia pseudoacacia* in Iberian floodplain forests? *PLoS One* **9**, e100254.
- *CAVELIER, J. & SANTOS, C. (1999). Effect of abandoned exotic and native species plantations on the natural regeneration of a montane forest in Colombia. *Revista De Biología Tropical* **47**, 775–784.
- *CELESTI-GRAPPOW, L. (2005). Specie esotiche – La flora. In *Stato della biodiversità in Italia. Contributo alla strategia nazionale per la biodiversità* (ed. C. BLASI), pp. 193–201. Palombi Editori, Rome.
- *CELESTI-GRAPPOW, L., ALESSANDRINI, A., ARRIGNI, P. V., BANFI, E., BERNARDO, L., BOVIO, M., BRUNDU, G., CAGIOTTI, M. R., CAMARDA, I., CARLI, E., CONTI, F., FASCETTI, S., GALASSO, G., GUBELLINI, L., LA VALVA, V., et al. (2009). Inventory of the non-native flora of Italy. *Plant Biosystems* **143**, 386–430.
- CELESTI-GRAPPOW, L. & BLASI, C. (2004). The role of alien and native weeds in the deterioration of archaeological remains in Italy. *Weed Technology* **18**, 1508–1513.
- *CELESTI-GRAPPOW, L., PRETTO, F. & BLASI, C. (2010). *Alien and Invasive Vascular Flora of the Italian Regions*, p. 208. Università la Sapienza, Rome. [Italian].
- *CHACON, G., GAGNON, D. & PARE, D. (2009). Comparison of soil properties of native forests, *Pinus patula* plantations and adjacent pastures in the Andean highlands of southern Ecuador: land use history or recent vegetation effects? *Soil Use and Management* **25**, 427–433.
- CHAPIN, F. S., REYNOLDS, H., D'ANTONIO, C. M. & ECKHART, V. (1996). The functional role of species in terrestrial ecosystems. In *Global Change in Terrestrial Ecosystems* (eds B. WALKER and W. STEFFEN), pp. 403–428. Cambridge, England: Cambridge University Press.
- *CHEN, F., SONG, N., CHEN, G. & WANG, J. (2015). Effects of exotic species *Larix kaempferi* on diversity and activity of soil microorganisms in Dalaoling National Forest Park. *Ecological Processes* **4**, 10.
- *COBAR-CARRANZA, A. J., GARCIA, R. A., PAUCHARD, A. & PENA, E. (2014). Effect of *Pinus contorta* invasion on forest fuel properties and its potential implications on the fire regime of *Araucaria araucana* and *Nothofagus antarctica* forests. *Biological Invasions* **16**, 2273–2291.
- *COLLIER, K. J., SMITH, B. J. & HALLIDAY, N. J. (2004). Colonization and use of pine wood versus native wood in New Zealand plantation forest streams: implications for riparian management. *Aquatic Conservation—Marine and Freshwater Ecosystems* **14**, 179–199.
- CORBIN, J. D. & D'ANTONIO, C. M. (2011). Abundance and productivity mediate invader effects on nitrogen dynamics in a California grassland. *Ecosphere* **2**, art32.
- CORD, A. F., BARTKOWSKI, B., BECKMANN, M., DITTRICH, A., HERMANS-NEUMANN, K., KAIM, A., LIENHOOP, N., LOCHER-KRAUSE, K., PRIESS, J., SCHROTER-SCHLAACK, C., SCHWARZ, N., SEPELT, R., STRAUCH, M., VACLAVIK, T. & VOLK, M. (2017). Towards systematic analyses of ecosystem service trade-offs and synergies: main concepts, methods and the road ahead. *Ecosystem Services* **28**, 264–272.
- *CRISTIANO, P. M., CAMPANELLO, P. I., BUCCI, S. J., RODRIGUEZ, S. A., LEZCANO, O. A., SCHOLZ, F. G., MADANES, N., DI FRANCESCANTONIO, D., OLIVA CARRASCO, L., ZHANG, Y.-J. & GOLDSTEIN, G. (2015). Evapotranspiration of subtropical forests and tree plantations: a comparative analysis at different temporal and spatial scales. *Agricultural and Forest Meteorology* **203**, 96–106.
- CRUZ-NETO, O., SILVA, J., WOOLLEY, M. M., TABARELLI, M. & LOPES, A. V. (2018). Pollination partial recovery across monospecific plantations of a native tree (*Inga vera*, Leguminosae) in the Atlantic forest: lessons for restoration. *Forest Ecology and Management* **427**, 383–391.
- *CUNNINGHAM, A. D. & SHACKLETON, C. M. (2004). Use of fruits and seeds from indigenous and naturalised plant species. In *Indigenous Forests and Woodlands in South Africa: Policy, People and Practice* (eds M. LAWES, H. EELEY, C. M. SHACKLETON and B. G. GEACH), pp. 603–626. University of KwaZulu-Natal Press, South Africa.
- *CUSACK, D. F. & MCCLEERY, T. L. (2014). Patterns in understory woody diversity and soil nitrogen across native- and non-native-urban tropical forests. *Forest Ecology and Management* **318**, 34–43.
- D'ANTONIO, C. M. (2000). Fire, plant invasions and global change. In *Invasive Species in a Changing World* (eds H. A. MOONEY and R. J. HOBBS), pp. 65–93. Island Press, Washington, DC.
- D'ANTONIO, C. M. & CORBIN, J. D. (2003). Effects of plant invaders on nutrient cycling: Using models to explore the link between invasion and development of species effects. In *Models in Ecosystem Science* (eds C. D. CANHAM, J. J. COLE and W. K. LAUENROTH), pp. 363–384. Princeton University Press, Princeton.
- DE BELLO, F., LAVOREL, S., DIAZ, S., HARRINGTON, R., CORNELISSEN, J. H. C., BARDGETT, R. D., BERG, M. P., CIPRIOTTI, P., FELD, C. K., HERING, D., DA SILVA, P. M., POTTS, S. G., SANDIN, L., SOUSA, J. P., STORKEY, J., et al. (2010). Towards an assessment of multiple ecosystem processes and services via functional traits. *Biodiversity and Conservation* **19**, 2873–2893.
- *DECANT, J. P. (2008). Russian olive, *Elaeagnus angustifolia*, alters patterns in soil nitrogen pools along the Rio Grande River, New Mexico, USA. *Wetlands* **28**, 896–904.
- DEE, L. E., DE LARA, M., COSTELLO, C. & GAINES, S. D. (2017). To what extent can ecosystem services motivate protecting biodiversity? *Ecology Letters* **20**, 935–946.

- DE GROOT, R. S., WILSON, M. A. & BOUMANS, R. M. J. (2002). A typology for the classification, description and valuation of ecosystem functions, goods and services. *Ecological Economics* **41**, 393–408.
- *DEHLIN, H., PELTZER, D. A., ALLISON, V. J., YEATES, G. W., NILSSON, M. C. & WARDLE, D. A. (2008). Tree seedling performance and below-ground properties in stands of invasive and native tree species. *New Zealand Journal of Ecology* **32**, 67–79.
- *DIBBLE, A. C., WHITE, R. H. & LEBOW, P. K. (2007). Combustion characteristics of north-eastern USA vegetation tested in the cone calorimeter: invasive versus non-invasive plants. *International Journal of Wildland Fire* **16**, 426–443.
- DICKIE, I. A., BENNETT, B. M., BURROWS, L. E., NUNEZ, M. A., PELTZER, D. A., PORTE, A., RICHARDSON, D. M., REJMANEK, M., RUNDEL, P. W. & VAN WILGEN, B. W. (2014a). Conflicting values: ecosystem services and invasive tree management. *Biological Invasions* **16**, 705–719.
- *DICKIE, I. A., ST JOHN, M. G., YEATES, G. W., MORSE, C. W., BONNER, K. I., ORWIN, K. & PELTZER, D. A. (2014b). Belowground legacies of *Pinus contorta* invasion and removal result in multiple mechanisms of invasional meltdown. *AoB Plants* **6**, plu056.
- *DIERICK, D. & HOELSCHER, D. (2009). Species-specific tree water use characteristics in reforestation stands in the Philippines. *Agricultural and Forest Meteorology* **149**, 1317–1326.
- *DOODY, T. M., NAGLER, P. L., GLENN, E. P., MOORE, G. W., MORINO, K., HULTINE, K. R. & BENYON, R. G. (2011). Potential for water salvage by removal of non-native woody vegetation from dryland river systems. *Hydrological Processes* **25**, 4117–4131.
- *DURAND, L. Z. & GOLDSTEIN, G. (2001). Growth, leaf characteristics, and spore production in native and invasive tree ferns in Hawaii. *American Fern Journal* **91**, 25–35.
- DUVAL, S. & TWEEDIE, R. (2000). A nonparametric “trim and fill” method of accounting for publication bias in meta-analysis. *Journal of the American Statistical Association* **95**, 89–98.
- *ESSL, F. & RABITSCH, W. (2002). *Neobiota in Österreich*, p. 432. Umweltbundesamt, Wien.
- EVANS, J. (2009). The multiple roles of planted forests. In *Planted Forests: Uses, Impacts, and Sustainability* (ed. J. EVANS), pp. 61–90. England: CAB International and FAO.
- *FAO (2010). *Global Forest Resources Assessment 2010: Country Reports: South Africa*. Forestry Department, FAO of the UN. FRA2-1/195. <http://www.fao.org/forest-resources-assessment/past-assessments/fra-2010/en/>.
- *FERNANDEZ, M. E., GYENGE, J. & SCHLICHTER, T. (2009). Water flux and canopy conductance of natural versus planted forests in Patagonia, South America. *Trees-Structure and Function* **23**, 415–427.
- *FERRARI, M. & MEDICI, D. (2008). *Alberi e arbusti. Manuale di riconoscimento delle principali specie ornamentali*, Edagricole-New Business Media (Ed.), Bologna.
- *FERREIRA, V., LARRANAGA, A., GULIS, V., BASAGUREN, A., ELOSEGI, A., GRAÇA, M. A. S. & POZO, J. (2015). The effects of eucalypt plantations on plant litter decomposition and macroinvertebrate communities in Iberian streams. *Forest Ecology and Management* **335**, 129–138.
- *FISCHER, M. A., OSWALD, K. & ADLER, W. (2008). Exkursionsflora für Österreich, Liechtenstein und Südtirol. (3. Aufl.) – Lin: Biologiezentrum der Oberösterreichischen Landesmuseen.
- *FONTÚRBEL, F. E., JORDANO, P. & MEDEL, R. (2015). Scale-dependent responses of pollination and seed dispersal mutualisms in a habitat transformation scenario. *Journal of Ecology* **103**, 1334–1343.
- *FOROUGHBAKHCH, R. (1992). Establishment and growth potential of fuelwood species in northeastern Mexico. *Agroforestry Systems* **19**, 95–108.
- GAERTNER, M., LE MAITRE, D. C. & ESLER, K. J. (2017). Alterations of disturbance regimes by plant and animal invaders. In *Impact of Biological Invasions on Ecosystem Services* (eds M. VILÀ and P. E. HULME), pp. 249–259. Springer, Switzerland.
- GAERTNER, M., RICHARDSON, D. M. & PRIVETT, S. D. J. (2011). Effects of alien plants on ecosystem structure and functioning and implications for restoration: Insights from three degraded sites in South African fynbos. *Environmental Management* **48**, 57–69.
- GAMFELDT, L., SNÄLL, T., BAGCHI, R., JONSSON, M., GUSTAFSSON, L., KJELLANDER, P., RUIZ-JAEN, M. C., FRÖBERG, M., STENDAHL, J., PHILIPSON, C. D., MIKUSIŃSKI, G., ANDERSSON, E., WESTERLUND, B., ANDRÉN, H., MOBERG, F., et al. (2013). Higher levels of multiple ecosystem services are found in forests with more tree species. *Nature Communications* **4**, 1340.
- *GARTZIA-BENGOETXEA, N., GONZALEZ-ARIAS, A., MERINO, A. & MARTINEZ DE ARANO, I. (2009). Soil organic matter in soil physical fractions in adjacent semi-natural and cultivated stands in temperate Atlantic forests. *Soil Biology & Biochemistry* **41**, 1674–1683.
- GAVIER-PIZARRO, G. I., RADELOFF, V. C., STEWART, S. I., HUEBNER, C. D. & KEULER, N. S. (2010). Housing is positively associated with invasive exotic plant species richness in New England, USA. *Ecological Applications* **20**, 1913–1925.
- *GHOSH, A. & TRAVERSE, M. (2005). Cultural services. In *Ecosystems and Human Well-Being: Policy Responses* (eds K. CHOPRA, R. LEEMANS, P. KUMAR and H. SIMMONS), pp. 401–422. Washington, DC: Island Press.
- *GIBSON, M. R., PAUW, A. & RICHARDSON, D. M. (2013). Decreased insect visitation to a native species caused by an invasive tree in the Cape Floristic Region. *Biological Conservation* **157**, 196–203.
- *GLENN, H. & VAN WYK, B. (2016). *Guide to Trees Introduced into Southern Africa*. Struik Nature, Cape Town.
- *GODOY, O., CASTRO-DIEZ, P., VAN LOGTESTIJN, R. S., CORNELISSEN, J. H. & VALLADARES, F. (2010). Leaf litter traits of invasive species slow down decomposition compared to Spanish natives: a broad phylogenetic comparison. *Oecologia* **162**, 781–790.
- *GOH, K. M. & HENG, S. (1987). The quantity and nature of the forest floor and topsoil under some indigenous forests and nearby areas converted to *Pinus radiata* plantations in South Island New Zealand. *New Zealand Journal of Botany* **25**, 243–254.
- *GONZÁLEZ-MUÑOZ, N., LINARES, J. C., CASTRO-DÍEZ, P. & SASS-KLAASSEN, U. (2015). Contrasting secondary growth and water-use efficiency patterns in native and exotic trees co-occurring in inner Spain riparian forests. *Forest Systems* **24**, 1–10.
- GRIFFIN, A. R., MIDGLEY, S. J., BUSH, D., CUNNINGHAM, P. J. & RINAUDO, A. T. (2011). Global uses of Australian acacias – recent trends and future prospects. *Diversity and Distributions* **17**, 837–847.
- GROVE, J. M., TROY, A. R., O’NEIL-DUNNE, J. P. M., BURCH, W. R., CADENASSO, M. L. & PICKETT, S. T. A. (2006). Characterization of households and its implications for the vegetation of urban ecosystems. *Ecosystems* **9**, 578–597.
- *GYAN, C. A. & SHACKLETON, C. M. (2005). Abundance and commercialization of *Phoenix reclinata* in the King Williamstown area, South Africa. *Journal of Tropical Forest Science* **170**, 334–345.
- *GYENGE, J., FERNANDEZ, M. E., SARASOLA, M. & SCHLICHTER, T. (2008). Testing a hypothesis of the relationship between productivity and water use efficiency in Patagonian forests with native and exotic species. *Forest Ecology and Management* **255**, 3281–3287.
- HAINES-YOUNG, R. & POTSCHIN, M. (2013). Common International Classification of Ecosystem Services (CICES): Consultation on Version 4, August–December 2012. EEA Framework Contract No EEA/IEA/09/003.
- *HALL, S. J. & ASNER, G. P. (2007). Biological invasion alters regional nitrogen-oxide emissions from tropical rainforests. *Global Change Biology* **13**, 2143–2160.
- *HARCOMBE, P. A., CAMERON, G. N. & GLUMAC, E. G. (1993). Above-ground net primary productivity in adjacent grassland and woodland on the coastal prairie of Texas, USA. *Journal of Vegetation Science* **4**, 521–530.
- *HARNER, M. J., CRENSHAW, C. L., ABELHO, M., STURSOVA, M., SHAH, J. J. F. & SINSABAUGH, R. L. (2009). Decomposition of leaf litter from a native tree and an actinorhizal invasive across riparian habitats. *Ecological Applications* **19**, 1135–1146.
- *HATA, K., KATO, H. & KACHI, N. (2012). Leaf litter of the invasive *Casuarina equisetifolia* decomposes at the same rate as that of native woody species on oceanic islands but releases more nitrogen. *Weed Research* **52**, 542–550.
- HERMS, D. A. & MATTSON, W. J. (1992). The dilemma of plants: to grow or defend. *Quarterly Review of Biology* **67**, 283–335.
- HERNANDEZ-MORCILLO, M., PLENINGER, T. & BIELING, C. (2013). An empirical review of cultural ecosystem service indicators. *Ecological Indicators* **29**, 434–444.
- *HESS, L. J. T. & AUSTIN, A. T. (2014). *Pinus ponderosa* alters nitrogen dynamics and diminishes the climate footprint in natural ecosystems of Patagonia. *Journal of Ecology* **102**, 610–621.
- *HICKMAN, C. R. & WATLING, J. I. (2014). Leachates from an invasive shrub causes risk-prone behavior in a larval amphibian. *Behavioral Ecology* **25**, 300–305.
- *HILLS, N., HOSE, G. C., CANTLAY, A. J. & MURRAY, B. R. (2008). Cave invertebrate assemblages differ between native and exotic leaf litter. *Austral Ecology* **33**, 271–277.
- *HORTON, J. L., KOLB, T. E. & HART, S. C. (2001). Responses of riparian trees to interannual variation in ground water depth in a semi-arid river basin. *Plant Cell and Environment* **24**, 293–304.
- *HUGHES, R. F., ASNER, G. P., MASCARO, J., UWOLO, A. & BALDWIN, J. (2014). Carbon storage landscapes of lowland Hawaii: The role of native and invasive species through space and time. *Ecological Applications* **24**, 716–731.
- *HUGHES, R. F. & UWOLO, A. (2006). Impacts of *Falcataria moluccana* invasion on decomposition in Hawaiian lowland wet forests: the importance of stand-level controls. *Ecosystems* **9**, 977–991.
- HULME, P. E., PYŠEK, P., JAROŠÍK, V., PERGL, J., SCHAFFNER, U. & VILÀ, M. (2013). Bias and error in understanding plant invasion impacts. *Trends in Ecology & Evolution* **28**, 212–218.
- HUMAIR, F., HUMAIR, L., KUHN, F. & KUEFFER, C. (2015). E-commerce trade in invasive plants. *Conservation Biology* **29**, 1658–1665.
- *ICNF (2013a). Inventário Florestal Nacional 6 – Áreas dos usos do solo e das espécies florestais de Portugal continental. Instituto da Conservação da Natureza e das Florestas. Lisboa, (p. 34).
- *ICNF (2013b). *Espécies arbóreas indígenas em Portugal Continental*. Ministério da Agricultura, do Mar, do Ambiente e do Ordenamento do Território. Portugal.
- *IMADA, C. (2012). *Hawaiian native and naturalized vascular plants checklist*. Bishop Museum Technical Report No. 60, Honolulu.
- *ISHIZUKA, S., ISWANDI, A., NAKAJIMA, Y., YONEMURA, S., SUDO, S., TSURUTA, H. & MURDIYARSO, D. (2005). The variation of greenhouse gas emissions from soils of various land-use/cover types in Jambi province, Indonesia. *Nutrient Cycling in Agroecosystems* **71**, 17–32.

- JESCHKE, J. M., BACHER, S., BLACKBURN, T. M., DICK, J. T. A., ESSL, F., EVANS, T., GAERTNER, M., HULME, P. E., KÜHN, I., MRUGALA, A., PERGL, J., PYSEK, P., RABITSCH, W., RICCIARDI, A., RICHARDSON, D. M., et al. (2014). Defining the impact of non-native species. *Conservation Biology* **25**, 1188–1194.
- *KAISER, C. N., HANSEN, D. M. & MUELLER, C. B. (2008). Habitat structure affects reproductive success of the rare endemic tree *Syzygium mamillatum* (Myrtaceae) in restored and unrestored sites in Mauritius. *Biotropica* **40**, 86–94.
- *KILGORE, J. S. & TELEWSKI, F. W. (2004). Climate-growth relationships for native and nonnative Pinaceae in northern Michigan's pine barrens. *Tree-Ring Research* **60**, 3–13.
- *KNAPP, B. O., WANG, G. G. & WALKER, J. L. (2008). Relating the survival and growth of planted longleaf pine seedlings to microsite conditions altered by site preparation treatments. *Forest Ecology and Management* **255**, 3768–3777.
- *KOHYT, J. & SKUBALA, P. (2013). Communities of mites (Acari) in litter and soil under the invasive red oak (*Quercus rubra* L.) and native pedunculate oak (*Q. robur* L.). *Biological Letters* **50**, 111–124.
- *KOUTIKA, L. S., VANDERHOEVEN, S., CHAPUIS-LARDY, L., DASSONVILLE, N. & MEERTS, P. (2007). Assessment of changes in soil organic matter after invasion by exotic plant species. *Biology and Fertility of Soils* **44**, 331–341.
- KRUMM, F. & VÍTKOVÁ, L. (2016). *Introduced Tree Species in European forests: Opportunities and Challenges*. European Forest Institute, Freiburg.
- KUEFFER, C. (2017). Plant invasions in the Anthropocene. *Science* **358**, 724–725.
- *KUEFFER, C., KLINGLER, G., ZIRFASS, K., SCHUMACHER, E., EDWARDS, P. J. & GUESEWELL, S. (2008). Invasive trees show only weak potential to impact nutrient dynamics in phosphorus-poor tropical forests in the Seychelles. *Functional Ecology* **22**, 359–366.
- KUEFFER, C. & KULL, C. A. (2017). Non-native species and the aesthetics of nature. In *Impact of Biological Invasions on Ecosystem Services* (eds M. VILÁ and P. E. HULME), pp. 311–324. Springer, Switzerland.
- KULL, C. A., KUEFFER, C., RICHARDSON, D. M., VAZ, A. S., VICENTE, J. R. & HONRADO, J. P. (2018). Using the 'regime shift' concept in addressing social–ecological change. *Geographical Research* **56**, 26–41.
- KULL, C. A., SHACKLETON, C. M., CUNNINGHAM, P. J., DUCATILLON, C., DUFOUR-DROR, J.-M., ESLER, K. J., FRIDAY, J. B., GOUVEIA, A. C., GRIFFIN, A. R., MARCHANTE, E., MIDGLEY, S. J., PAUCHARD, A., RANGAN, H., RICHARDSON, D. M., RINAUDO, T., et al. (2011). Adoption, use and perception of Australian acacias around the world. *Diversity and Distributions* **17**, 822–836.
- *KURTEN, E. L., SNYDER, C. P., IWATA, T. & VITOUSEK, P. M. (2008). *Morella cerifera* invasion and nitrogen cycling on a lowland Hawaiian lava flow. *Biological Invasions* **10**, 19–24.
- LE MAITRE, D. C., VAN WILGEN, B. W., CHAPMAN, R. A. & MCKELLY, D. H. (1996). Invasive plants and water resources in the Western Cape province, South Africa: modeling the consequences of a lack of management. *Journal of Applied Ecology* **33**, 161–172.
- *LEJJU, J. B., ORYEM-ORIGA, H. & KASENENE, J. M. (2000). Regeneration of an Afromontane forest following agricultural encroachment in southwestern Uganda. *Israel Journal of Plant Sciences* **48**, 281–288.
- *LEMMA, B., KLEJA, D. B., NILSSON, I. & OLSSON, M. (2006). Soil carbon sequestration under different exotic tree species in the southwestern highlands of Ethiopia. *Geoderma* **136**, 886–898.
- LIAO, C. Z., PENG, R. H., LUO, Y. Q., ZHOU, X. H., WU, X. W., FANG, C. M., CHEN, J. K. & LI, B. (2008). Altered ecosystem carbon and nitrogen cycles by plant invasion: a meta-analysis. *New Phytologist* **177**, 706–714.
- *LIVESLEY, S. J., KIESE, R., MIEHLE, P., WESTON, C. J., BUTTERBACH-BAHL, K. & ARNDT, S. K. (2009). Soil–atmosphere exchange of greenhouse gases in a *Eucalyptus marginata* woodland, a clover-grass pasture, and *Pinus radiata* and *Eucalyptus globulus* plantations. *Global Change Biology* **15**, 425–440.
- *LÓPEZ, E. S., PARDO, I. & FELPETO, N. (2001). Seasonal differences in green leaf breakdown and nutrient content of deciduous and evergreen tree species and grass in a granitic headwater stream. *Hydrobiologia* **464**, 51–61.
- *LU, W., YANG, S., CHEN, L., WANG, W., DU, X., WANG, C., MA, Y., LIN, G. & LIN, G. (2014). Changes in carbon pool and stand structure of a native subtropical mangrove forest after inter-planting with exotic species *Sonneratia apetala*. *Plos One* **9**, e91238.
- *LUGO, A. E., WANG, D. & HERBERT BORMANN, F. (1990). A comparative analysis of biomass production in five tropical tree species. *Forest Ecology and Management* **31**, 153–166.
- *LUSK, C. H., DONOSO, C., JIMENEZ, M., MOYA, C., OYARCE, G., REINOSO, R., SALDANA, A., VILLEGAS, P. & MATUS, F. (2001). Decomposition of leaf litter of *Pinus radiata* and three native tree species. *Revista Chilena de Historia Natural* **74**, 705–710.
- *MA, Z., HARTMANN, H., WANG, H., LI, Q., WANG, Y. & LI, S. (2014). Carbon dynamics and stability between native masson pine and exotic slash pine plantations in subtropical china. *European Journal of Forest Research* **133**, 307–321.
- MACDICKEN, K. G. (2015). Global Forest Resources Assessment 2015: What, why and how? *Forest Ecology and Management* **352**, 3–8.
- MACDICKEN, K., JONSSON, Ö., PIÑA, L., MAULO, S., ADIKARI, Y., GARZUGLIA, M., LINDQUIST, E., REAMS, G. & D'ANNUNZIO, R. (2015). *Global Forest Resources Assessment 2015: How have the World's Forests Changed?* FAO, Rome.
- *MACKENZIE, R. A., WIEGNER, T. N., KINSLOW, F., CORMIER, N. & STRAUCH, A. M. (2013). Leaf-litter inputs from an invasive nitrogen-fixing tree influence organic-matter dynamics and nitrogen inputs in a Hawaiian river. *Freshwater Science* **32**, 1036–1052.
- *MALCOLM, G. M., BUSH, D. S. & RICE, S. K. (2008). Soil nitrogen conditions approach preinvasion levels following restoration of nitrogen-fixing black locust (*Robinia pseudoacacia*) stands in a pine-oak ecosystem. *Restoration Ecology* **16**, 70–78.
- *MANUSADZIANAS, L., DARGINAVICIENE, J., GYLTE, B., JURKONIENE, S., KREVS, A., KUCINSKIENE, A., MACKINAITE, R., PAKALNIS, R., SADAUSKAS, K., SENDZIKAITE, J. & VITKUS, R. (2014). Ecotoxicity effects triggered in aquatic organisms by invasive *Acer negundo* and native *Alnus glutinosa* leaf leachates obtained in the process of aerobic decomposition. *Science of the Total Environment* **496**, 35–44.
- *MARANO, A. V., SAPARRAT, M. C. N., STECIOW, M. M., CABELLO, M. N., GLEASON, F. H., PIRES-ZOTTARELLI, C. L. A., DE SOUZA, J. I. & BARRERA, M. D. (2013). Comparative analysis of leaf-litter decomposition from the native *Pouteria salicifolia* and the exotic invasive *Ligustrum lucidum* in a lowland stream (Buenos Aires, Argentina). *Fundamental and Applied Limnology* **183**, 297–307.
- *MARCHANTE, E., KJØLLER, A., STRUWE, S. & FREITAS, H. (2008a). Invasive *Acacia longifolia* induce changes in the microbial catabolic diversity of sand dunes. *Soil Biology and Biochemistry* **40**, 2563–2568.
- *MARCHANTE, E., KJØLLER, A., STRUWE, S. & FREITAS, H. (2008b). Short- and long-term impacts of *Acacia longifolia* invasion on the belowground processes of a Mediterranean coastal dune ecosystem. *Applied Soil Ecology* **40**, 210–217.
- *MARCHANTE, E., KJØLLER, A., STRUWE, S. & FREITAS, H. (2009). Soil recovery after removal of the N-2-fixing invasive *Acacia longifolia*: consequences for ecosystem restoration. *Biological Invasions* **11**, 813–823.
- MARTIN, L. J., BLOSSEY, B. & ELLIS, E. (2012). Mapping where ecologists work: biases in the global distribution of terrestrial ecological observations. *Frontiers in Ecology and the Environment* **10**, 195–201.
- *MARTIN, M. R., TIPPING, P. W. & REDDY, K. R. (2010). Comparing native and exotic litter decomposition and nutrient dynamics. *Journal of Aquatic Plant Management* **48**, 72–79.
- *MARTIN, M. R., TIPPING, P. W. & SICKMAN, J. O. (2009). Invasion by an exotic tree alters above and belowground ecosystem components. *Biological Invasions* **11**, 1883–1894.
- *MARTIN, R. E. & ASNER, G. P. (2005). Regional estimate of nitric oxide emissions following woody encroachment: linking imaging spectroscopy and field studies. *Ecosystems* **8**, 33–47.
- *MASCARO, J. & SCHNITZER, S. A. (2011). Dominance by the introduced tree *Rhamnus cathartica* (common buckthorn) may limit aboveground carbon storage in Southern Wisconsin forests. *Forest Ecology and Management* **261**, 545–550.
- MASON, N. W. H., PALMER, D. J., VETROVA, V., BRABYN, L., PAUL, T., WILLEMSE, P. & PELTZER, D. A. (2017). Accentuating the positive while eliminating the negative of alien tree invasions: a multiple ecosystem services approach to prioritising control efforts. *Biological Invasions* **19**, 1181–1195.
- MCCAULEY, D. J. (2006). Selling out on nature. *Nature* **443**, 27–28.
- *MCGLONE, M. S., RICHARDSON, S. J. & JORDAN, G. J. (2010). Comparative biogeography of New Zealand trees: species richness, height, leaf traits and range sizes. *New Zealand Journal of Ecology* **34**, 137–151.
- *MCINTOSH, A. C. S., MACDONALD, S. E. & GUNDALE, M. J. (2012). Tree species versus regional controls on ecosystem properties and processes: an example using introduced *Pinus contorta* in Swedish boreal forests. *Canadian Journal of Forest Research* **42**, 1228–1238.
- MEA (2005). *Ecosystem and Human Well-Being: a Synthesis*. Island Press, Washington, DC.
- *MEERS, T. L., KASEL, S., BELL, T. L. & ENRIGHT, N. J. (2010). Conversion of native forest to exotic *Pinus radiata* plantation: Response of understorey plant composition using a plant functional trait approach. *Forest Ecology and Management* **259**, 399–409.
- *MITCHELL, R. J., MARRS, R. H., LE DUC, M. G. & AULD, M. H. D. (1997). A study of succession on lowland heaths in Dorset, Southern England: changes in vegetation and soil chemical properties. *Journal of Applied Ecology* **34**, 1426–1444.
- *MLÍROVSKÝ, J. & STÝBL, P. (2006). *Nepřivodní druhy fauny a flóry ČR*. ČSOP, Praha.
- MORI, A. S., LERTZMAN, K. P. & GUSTAFSSON, L. (2017). Biodiversity and ecosystem services in forest ecosystems: a research agenda for applied forest ecology. *Journal of Applied Ecology* **54**, 12–27.
- *MUSIL, C. F. (1993). Effect of invasive Australian acacias on the regeneration, growth and nutrient chemistry of South African lowland fynbos. *Journal of Applied Ecology* **30**, 361–372.
- *NAGLER, P. L., GLENN, E. P., LEWIS THOMPSON, T. & HUETE, A. (2004). Leaf area index and normalized difference vegetation index as predictors of canopy characteristics and light interception by riparian species on the Lower Colorado River. *Agricultural and Forest Meteorology* **125**, 1–17.
- NAGLER, P. L., HINOJOSA-HUERTA, O., GLENN, E. P., GARCIA-HERNANDEZ, J., ROMO, R., CURTIS, C., HUETE, A. R. & NELSON, S. G. (2005). Regeneration of native trees in the presence of invasive saltcedar in the Colorado River delta, Mexico. *Conservation Biology* **19**, 1842–1852.
- NAKAGAWA, S., NOBLE, D. W. A., SENIOR, A. M. & LAGISZ, M. (2017). Meta-evaluation of meta-analysis: ten appraisal questions for biologists. *BMC Biology* **15**, 14.

- NAKAGAWA, S. & SANTOS, E. S. A. (2012). Methodological issues and advances in biological meta-analysis. *Evolutionary Ecology* **26**, 1253–1274.
- NENTWIG, W., MEBS, D. & VILÀ, M. (2017). Impact of non-native animals and plants on human health. In *Impact of Biological Invasions on Ecosystem Services* (eds M. VILÀ and P. E. HULME), pp. 277–293. Springer, Switzerland.
- NOBLE, D. W. A., LAGISZ, M., O'DEA, R. E. & NAKAGAWA, S. (2017). Nonindependence and sensitivity analyses in ecological and evolutionary meta-analyses. *Molecular Ecology* **26**, 2410–2425.
- *NOE, S. M., PENUELAS, J. & NIINEMETS, U. (2008). Monoterpene emissions from ornamental trees in urban areas: a case study of Barcelona, Spain. *Plant Biology* **10**, 163–169.
- NUÑEZ, M. A. & PAUCHARD, A. (2010). Biological invasions in developing and developed countries: does one model fit all? *Biological Invasions* **12**, 707–714.
- NUÑEZ, M. A. & SIMBERLOFF, D. (2005). Invasive species and the cultural keystone species concept. *Ecology and Society* **10**, 4.
- *OECD (2013). *OECD Guidelines on Measuring Subjective Well-Being*. France: OECD Publishing.
- *OSTERTAG, R., CORDELL, S., MICHAUD, J., COLE, T. C., SCHULTEN, J. R., PUBLICO, K. M. & ENOKA, J. H. (2009). Ecosystem and restoration consequences of invasive woody species removal in Hawaiian lowland wet forest. *Ecosystems* **12**, 503–515.
- *OYARZUN, C., GODOY, R., STAELENS, J., ARACENA, C. & PROSCHLE, J. (2005). Nitrogen fluxes in a *Nothofagus obliqua* forest and a *Pinus radiata* plantation in the central valley of southern Chile. *Gayana Botanica* **62**, 88–97.
- *OZDEMIR, E., ORAL, H. V., AKBURAK, S., MAKINECI, E. & YILMAZ, E. (2013). Carbon and nitrogen accumulation in forest floor and surface soil under different geographic origins of Maritime pine (*Pinus pinaster* Aiton.) plantations. *Forest Systems* **22**, 214–221.
- PAGEL, M. (1999). Inferring the historical patterns of biological evolution. *Nature* **401**, 877.
- *PATTISON, R. R., GOLDSTEIN, G. & ARES, A. (1998). Growth, biomass allocation and photosynthesis of invasive and native Hawaiian rainforest species. *Oecologia* **117**, 449–459.
- PAZ, C. P., GALLON, M., PUTZKE, J. & GANADE, G. (2015). Changes in macrofungal communities following forest conversion into tree plantations in Southern Brazil. *Biotropica* **47**, 616–625.
- PEJCHAR, L. & MOONEY, H. A. (2009). Invasive species, ecosystem services and human well-being. *Trends in Ecology & Evolution* **24**, 497–504.
- *PEREIRA, A. J., FRANCISCO, A. & PORTO, M. (2016). Flora-On: occurrence data of the vascular flora of mainland Portugal. *PhytoKeys* **69**, 105–119.
- *PIOTTO, D., VÍQUEZ, E., MONTAGNINI, F. & KANNINEN, M. (2004). Pure and mixed forest plantations with native species of the dry tropics of Costa Rica: a comparison of growth and productivity. *Forest Ecology and Management* **190**, 359–372.
- POORTER, L., VAN DER SANDE, M. T., THOMPSON, J., ARETS, E., ALARCON, A., ALVAREZ-SANCHEZ, J., ASCARRUNZ, N., BALVANERA, P., BARAJAS-GUZMAN, G., BOIT, A., BONGERS, F., CARVALHO, F. A., CASANOVES, F., CORNEJO-TENORIO, G., COSTA, F. R. C., et al. (2015). Diversity enhances carbon storage in tropical forests. *Global Ecology and Biogeography* **24**, 1314–1328.
- POTGIETER, L. J., GAERTNER, M., KUEFFER, C., LARSON, B. M. H., LIVINGSTONE, S. W., O'FARRELL, P. J. & RICHARDSON, D. M. (2017). Alien plants as mediators of ecosystem services and disservices in urban systems: a global review. *Biological Invasions* **19**, 3571–3588.
- *POTTER, P. C. (2010). Common indoor and outdoor aero-allergens in South Africa. *CME* **28**, 426–432.
- *PRÉRENDEZ, M., CARVAJAL, V., CORADA, K., MORALES, J., ALARCÓN, F. & PERALTA, H. (2013). Biogenic volatile organic compounds from the urban forest of the Metropolitan Region, Chile. *Environmental Pollution* **183**, 143–150.
- PYŠEK, P., JAROŠÍK, V., HULME, P. E., PERGL, J., HEJDA, M., SCHAFFNER, U. & VILÀ, M. (2012). A global assessment of invasive plant impacts on resident species, communities and ecosystems: the interaction of impact measures, invading species' traits and environment. *Global Change Biology* **18**, 1725–1737.
- PYŠEK, P., RICHARDSON, D. M., PERGL, J., JAROŠÍK, V., SIXTOVÁ, Z. & WEBER, E. (2008). Geographical and taxonomic biases in invasion ecology. *Trends in Ecology & Evolution* **23**, 237–244.
- *PYSEK, P., SADLO, J. & MANDAK, B. (2002). Catalogue of alien plants of the Czech Republic. *Preslia* **74**, 97–186.
- QUETIER, F., LAVOREL, S., THUILLER, W. & DAVIES, I. (2007). Plant-trait-based modeling assessment of ecosystem-service sensitivity to land-use change. *Ecological Applications* **17**, 2377–2386.
- *QUINN, G. P. & KEOUGH, M. J. (2002). *Experimental Design and Data Analysis for Biologists*. England: Cambridge University Press.
- *RAJAPAKSHA, N. S. S., BUTT, K. R., VANGUELOVA, E. I. & MOFFAT, A. J. (2013). Effects of short rotation forestry on earthworm community development in the UK. *Forest Ecology and Management* **309**, 96–104.
- *RAMIREZ, J. A., LEON-PELAEZ, J. D., CRAVEN, D., HERRERA, D. A., ZAPATA, C. M., GONZALEZ-HERNANDEZ, M. I., GALLARDO-LANCHO, J. & OSORIO, W. (2014). Effects on nutrient cycling of conifer restoration in a degraded tropical montane forest. *Plant and Soil* **378**, 215–226.
- *RANDALL, R. P. (2007). *The Introduced Flora of Australia and its Weed Status*. CRC for Australian Weed Management, Adelaide.
- *RASCHER, K. G., GROSSE-STOLTENBERG, A., MAGUAS, C. & WERNER, C. (2011). Understory invasion by *Acacia longifolia* alters the water balance and carbon gain of a Mediterranean pine forest. *Ecosystems* **14**, 904–919.
- RAUDSEPP-HEARNE, C., PETERSON, G. D. & BENNETT, E. M. (2010). Ecosystem service bundles for analyzing tradeoffs in diverse landscapes. *Proceedings of the National Academy of Sciences of the United States of America* **107**, 5242–5247.
- *REINHART, K. O., MAESTRE, F. T. & CALLAWAY, R. M. (2006). Facilitation and inhibition of seedlings of an invasive tree (*Acer platanoides*) by different tree species in a mountain ecosystem. *Biological Invasions* **8**, 231–240.
- REJMÁNEK, M. & RICHARDSON, D. M. (2013). Trees and shrubs as invasive alien species—2013 update of the global database. *Diversity and Distributions* **19**, 1093–1094.
- REVELL, L. J. (2012). Phytools: An R package for phylogenetic comparative biology (and other things). *Methods in Ecology and Evolution* **3**, 217–223.
- *RICE, S. K., WESTERMAN, B. & FEDERICI, R. (2004). Impacts of the exotic, nitrogen-fixing black locust (*Robinia pseudoacacia*) on nitrogen-cycling in a pine–oak ecosystem. *Plant Ecology* **174**, 97–107.
- RICHARDS, D. R. & FRIESS, D. A. (2015). A rapid indicator of cultural ecosystem service usage at a fine spatial scale: content analysis of social media photographs. *Ecological Indicators* **53**, 187–195.
- RICHARDSON, D. M. (1998). Forestry trees as invasive aliens. *Conservation Biology* **12**, 18–26.
- RICHARDSON, D. M., PYŠEK, P. & CARLTON, J. T. (2011). A compendium of essential concepts and terminology in invasion ecology. In *Fifty Years of Invasion Ecology. The Legacy of Charles Elton* (ed. D. M. RICHARDSON), pp. 409–420. England: Wiley-Blackwell.
- *RICHARDSON, D. M., PYŠEK, P., REJMÁNEK, M., BARBOUR, M. G., PANETTA, F. D. & WEST, C. J. (2000). Naturalization and invasion of alien plants: concepts and definitions. *Diversity and Distributions* **6**, 93–107.
- RICHARDSON, D. M. & REJMÁNEK, M. (2004). Conifers as invasive aliens: a global survey and predictive framework. *Diversity and Distributions* **10**, 321–331.
- *RICHARDSON, D. M. & REJMÁNEK, M. (2011). Trees and shrubs as invasive alien species – a global review. *Diversity and Distributions* **17**, 788–809.
- *RIVAS, Y., OYARZUN, C., GODOY, R. & VALENZUELA, E. (2009). Nitrogen and carbon mineralization and enzyme activity in soils of *Nothofagus obliqua* (Mirb) Oerstr stands and *Pinus radiata* D. Don plantation in south-central Chile. *Revista Chilena de Historia Natural* **82**, 119–134.
- *RIZZO, M. & GASPARINI, P. (2011). Occurrence and distribution of alien invasive tree species in the Italian forests. *Forestry Ideas* **17**, 97–103.
- *RODRIGUEZ, L. F. (2006). Can invasive species facilitate native species? Evidence of how, when, and why these impacts occur. *Biological Invasions* **8**, 927–939.
- *ROGERS, W. E. & SIEMANN, E. (2002). Effects of simulated herbivory and resource availability on native and invasive exotic tree seedlings. *Basic and Applied Ecology* **3**, 297–307.
- ROSENBERG, M. S., ADAMS, D. C. & GUREVITCH, J. (2000). *MetaWin: Statistical Software for Meta-Analysis. Version 2.0*. Sinauer Associates, Sunderland.
- *ROTHSTEIN, D. E., VITOUSEK, P. M. & SIMMONS, B. L. (2004). An exotic tree alters decomposition and nutrient cycling in a Hawaiian montane forest. *Ecosystems* **7**, 805–814.
- *ROYER, T. V., MONAGHAN, M. T. & MINSHALL, G. W. (1999). Processing of native and exotic leaf litter in two Idaho (U.S.A.) streams. *Hydrobiologia* **400**, 123–128.
- *RUSSELL, A. E., RAICH, J. W., ARRIETA, R. B., VALVERDE-BARRANTES, O. & GONZÁLEZ, E. (2010). Impacts of individual tree species on carbon dynamics in a moist tropical forest environment. *Ecological Applications* **20**, 1087–1100.
- *RUWANZA, S., GAERTNER, M., RICHARDSON, D. M. & ESLER, K. J. (2013). Soil water repellency in riparian systems invaded by *Eucalyptus camaldulensis*: a restoration perspective from the Western Cape Province, South Africa. *Geoderma* **200**, 9–17.
- *SANZ, E. H. (2001). *Arboles y arbustos nativos de la Patagonia Andina*. Ediciones Imaginaria, Argentina.
- *SANZ ELORZA, M., SÁNCHEZ, E. D. & VESPERINAS, E. S. (2004). *Atlas de las plantas alóctonas invasoras en España. Dirección General para la Biodiversidad*. Ministerio de Medio Ambiente, Madrid.
- SCHINDLER, S., STASKA, B., ADAM, M., RABITSCH, W. & ESSL, F. (2015). Alien species and public health impacts in Europe: a literature review. *Neobiota* **27**, 1–23.
- SENIOR, A. M., GRUEBER, C. E., KAMIYA, T., LAGISZ, M., O'DWYER, K., SANTOS, E. S. A. & NAKAGAWA, S. (2016). Heterogeneity in ecological and evolutionary meta-analyses: its magnitude and implications. *Ecology* **97**, 3293–3299.
- *SERRA, M. N., ALBARINO, R. & VILLANUEVA, V. D. (2013). Invasive *Salix fragilis* alters benthic invertebrate communities and litter decomposition in northern Patagonian streams. *Hydrobiologia* **701**, 173–188.
- SHACKLETON, C. M., MCGARRY, D., FOURIE, S., GAMBIZA, J., SHACKLETON, S. E. & FABRICIUS, C. (2007). Assessing the effects of invasive alien species on rural livelihoods: case examples and a framework from South Africa. *Human Ecology* **35**, 113–127.
- SHACKLETON, C. M., RUWANZA, S., SINASSON SANNI, G. K., BENNETT, S., DE LACY, P., MODIPA, R., MTATI, N., SACHIKONYE, M. & THONDHLANA, G. (2016).

- Unpacking Pandora's box: understanding and categorising ecosystem disservices for environmental management and human wellbeing. *Ecosystems* **19**, 587–600.
- SHACKLETON, R. T., LE MAITRE, D. C., PASIECZNIK, N. M. & RICHARDSON, D. M. (2014). *Prosopis*: a global assessment of the biogeography, benefits, impacts and management of one of the world's worst woody invasive plant taxa. *IoB Plants* **6**, 18.
- *SHACKLETON, R. T., LE MAITRE, D. C. & RICHARDSON, D. M. (2015). Stakeholder perceptions and practices regarding *Prosopis* (mesquite) invasions and management in South Africa. *Ambio* **44**, 569–581.
- *SHACKLETON, S., KIRBY, D. & GAMBIZA, J. (2011). Invasive plants-friends or foes? Contribution of prickly pear (*Opuntia ficus-indica*) to livelihoods in Makana Municipality, Eastern Cape, South Africa. *Development Southern Africa* **28**, 177–193.
- SILVERTOWN, J. (2015). Have ecosystem services been oversold? *Trends in Ecology & Evolution* **30**, 641–648.
- *SIMONS, S. B. & SEASTEDT, T. R. (1999). Decomposition and nitrogen release from foliage of cottonwood (*Populus deltoides*) and Russian-olive (*Elaeagnus angustifolia*) in a riparian ecosystem. *Southwestern Naturalist* **44**, 256–260.
- *SKORUPSKI, M., JAGODZINSKI, A. M., ZYTKOWIAK, R. & KAROLEWSKI, P. (2012). Differences in chemical composition of needle and leaf litter from exotic and native tree species stands. *Dendrobiology* **68**, 101–112.
- *SOUZA-ALONSO, P., GUISANDE-COLLAZO, A. & GONZALEZ, L. (2015). Gradualism in *Acacia dealbata* Link invasion: impact on soil chemistry and microbial community over a chronological sequence. *Soil Biology and Biochemistry* **80**, 315–323.
- SPEAKE, R., LASSEUR, R., CROUZAT, E., BULLOCK, J. M., LAVOREL, S., PARKS, K. E., SCHAAFSMA, M., BENNETT, E. M., MAES, J., MULLIGAN, M., MOUCHE, M., PETERSON, G. D., SCHULP, C. J. E., THUILLER, W., TURNER, M. G., et al. (2017). Unpacking ecosystem service bundles: Towards predictive mapping of synergies and trade-offs between ecosystem services. *Global Environmental Change-Human and Policy Dimensions* **47**, 37–50.
- SPEZIALE, K. L., LAMBERTUCCI, S. A., CARRETE, M. & TELLA, J. L. (2012). Dealing with non-native species: what makes the difference in South America? *Biological Invasions* **14**, 1609–1621.
- *STEINAKER, D. F. & WILSON, S. D. (2005). Belowground litter contributions to nitrogen cycling at a northern grassland-forest boundary. *Ecology* **86**, 2825–2833.
- STERNE, J. A. C. & EGGER, M. (2005). Regression methods to detect publication and other bias in meta-analysis. In *Publication Bias in Metaanalysis: Prevention, Assessment, and Adjustments* (eds H. R. Rothstein, A. J. Sutton and M. Borenstein), pp. 99–110. Wiley, Chichester.
- *STOCK, W. D., WIENAND, K. T. & BAKER, A. C. (1995). Impacts of invading N₂-fixing *Acacia* species on patterns of nutrient cycling in two Cape ecosystems: evidence from soil incubation studies and ¹⁵N natural abundance values. *Oecologia* **101**, 375–382.
- *SWAFFER, B. A. & HOLLAND, K. L. (2015). Comparing ecophysiological traits and evapotranspiration of an invasive exotic, *Pinus halepensis* in native woodland overlying a karst aquifer. *Ecology* **8**, 230–242.
- *SWEETING, M. J., SUTTON, A. J. & LAMBERT, P. C. (2004). What to add to nothing? Use and avoidance of continuity corrections in meta-analysis of sparse data. *Statistics in Medicine* **23**, 1351–1375.
- *TAKAHASHI, M., GIAMBELLUCA, T. W., MUDD, R. G., DELAY, J. K., NULLET, M. A. & ASNER, G. P. (2011). Rainfall partitioning and cloud water interception in native forest and invaded forest in Hawai'i Volcanoes National Park. *Hydrological Processes* **25**, 448–464.
- *TAMPUBOLON, A. P. & HARAHAP, R. M. S. (1992). A silvicultural system of *Pinus oocarpa* and its performance comparison with *Pinus merkusii*. *Buletin Penelitian Hutan* **553**, 9–22.
- *TATE, K. R., ROSS, D. J., SAGGAR, S., HEDLEY, C. B., DANDO, J., SINGH, B. K. & LAMBIE, S. M. (2007). Methane uptake in soils from *Pinus radiata* plantations, a reverting shrubland and adjacent pastures: effects of land-use change, and soil texture, water and mineral nitrogen. *Soil Biology and Biochemistry* **39**, 1437–1449.
- *TEPEDINO, V. J., BRADLEY, B. A. & GRISWOLD, T. L. (2008). Might flowers of invasive plants increase native bee carrying capacity? Intimations from Capitol Reef National Park, Utah. *Natural Areas Journal* **28**, 44–50.
- *VANDERHOEVEN, S., DASSONVILLE, N. & MEERTS, P. (2005). Increased topsoil mineral nutrient concentrations under exotic invasive plants in Belgium. *Plant and Soil* **275**, 169–179.
- VAN WILGEN, B. W. & RICHARDSON, D. M. (2012). Three centuries of managing introduced conifers in South Africa: Benefits, impacts, changing perceptions and conflict resolution. *Journal of Environmental Management* **106**, 56–68.
- *VAN WYK, B., VAN WYK, P. & VAN WYK, B. E. (2011). *Photo Guide to Trees of Southern Africa*. Briza Publications, Pretoria.
- VAZ, A. S., CASTRO-DÍEZ, P., GODOY, O., ALONSO, Á., VILÀ, M., SALDAÑA, A., MARCHANTE, H., BAYÓN, Á., SILVA, J. S., VICENTE, J. R. & HONRADO, J. P. (2018). An indicator-based approach to analyse the effects of non-native tree species on multiple cultural ecosystem services. *Ecological Indicators* **85**, 48–56.
- VAZ, A. S., KUEFFER, C., KULL, C. A., RICHARDSON, D. M., SCHINDLER, S., MUNOZ-PAJARES, A. J., VICENTE, J. R., MARTINS, J., HUI, C., KUHN, I. & HONRADO, J. P. (2017a). The progress of interdisciplinarity in invasion science. *Ambio* **46**, 428–442.
- *VAZ, A. S., KUEFFER, C., KULL, C. A., RICHARDSON, D. M., VICENTE, J. R., KUHN, I., SCHRÖTER, M., HAUCK, J., BONN, A. & HONRADO, J. P. (2017b). Integrating ecosystem services and disservices: insights from plant invasions. *Ecosystem Services* **23**, 94–107.
- *VENTER, F. & VENTER, J. A. (2012). *Making the most of indigenous trees*. Briza Publications, Pretoria.
- VIECHTBAUER, W. (2010). Conducting meta-analyses in R with the metafor Package. *Journal of Statistical Software* **36**, 1–48.
- VILÀ, M., ESPINAR, J. L., HEJDA, M., HULME, P. E., JAROŠÍK, V., MARON, J. L., PERGL, J., SCHAFFNER, U., SUN, Y. & PYŠEK, P. (2011). Ecological impacts of invasive alien plants: a meta-analysis of their effects on species, communities and ecosystems. *Ecology Letters* **14**, 702–708.
- VILÀ, M. & HULME, P. E. (2017). Non-native species, ecosystem services, and human well-being. In *Impact of Biological Invasions on Ecosystem Services* (eds M. Vilà and P. E. Hulme), pp. 1–14. Springer, Switzerland.
- VILÀ, M. & PUJADAS, J. (2001). Land-use and socio-economic correlates of plant invasions in European and North African countries. *Biological Conservation* **100**, 397–401.
- *VILÀ, M., TESSIER, M., SUEHS, C. M., BRUNDU, G., CARTA, L., GALANIDIS, A., LAMBON, P., MANCA, M., MÉDAIL, F., MORAGUES, E., TRAVESET, A., TROUMBIS, A. Y. & HULME, P. E. (2006). Local and regional assessments of the impacts of plant invaders on vegetation structure and soil properties of Mediterranean islands. *Journal of Biogeography* **33**, 853–861.
- VITOUSEK, P. M. & WALKER, L. R. (1989). Biological invasion by *Myrica faya* in Hawaii: plant demography, nutrient fixation, ecosystem effects. *Ecological Monographs* **59**, 247–265.
- *VON HOLLE, B., JOSEPH, K. A., LARGAY, E. F. & LOHNES, R. G. (2006). Facilitations between the introduced nitrogen-fixing tree, *Robinia pseudoacacia*, and nonnative plant species in the glacial outwash upland ecosystem of Cape Cod, MA. *Biodiversity and Conservation* **15**, 2197–2215.
- *VON HOLLE, B., NEILL, C., LARGAY, E. F., BUDRESKI, K. A., OZIMEC, B., CLARK, S. A. & LEE, K. (2013). Ecosystem legacy of the introduced N₂-fixing tree *Robinia pseudoacacia* in a coastal forest. *Oecologia* **172**, 915–924.
- *WALKER, L. R., BARNES, P. L. & POWELL, E. A. (2006). *Tamarix aphylla*: a newly invasive tree in southern Nevada. *Western North American Naturalist* **66**, 191–201.
- *WANG, F., ZHU, W., ZOU, B., NEHER, D. A., FU, S., XIA, H. & LI, Z. (2013). Seedling growth and soil nutrient availability in exotic and native tree species: implications for afforestation in southern China. *Plant and Soil* **364**, 207–218.
- *WANG, Y., WANG, H., XU, M., MA, Z. & WANG, Z. L. (2015). Soil organic carbon stocks and CO₂ effluxes of native and exotic pine plantations in subtropical China. *Catena* **128**, 167–173.
- WILLIAMS, N. S. G., HAHS, A. K. & VESK, P. A. (2015). Urbanisation, plant traits and the composition of urban floras. *Perspectives in Plant Ecology, Evolution and Systematics* **17**, 78–86.
- WILSON, J. R. U., PROCHEŞ, Ş., BRASCHLER, B., DIXON, E. S. & RICHARDSON, D. M. (2007). The (bio)diversity of science reflects the interests of society. *Frontiers in Ecology and the Environment* **5**, 409–414.
- *WITKOWSKI, E. T. F. (1991). Effects of invasive alien acacias on nutrient cycling in the coastal lowlands of the Cape fynbos. *Journal of Applied Ecology* **28**, 1–15.
- *WITKOWSKI, E. T. F. & MITCHELL, D. T. (1987). Variations in soil phosphorus in the fynbos biome, South Africa. *Journal of Ecology* **75**, 1159–1171.
- WITT, A. B. R. (2017). Use of non-native species for poverty alleviation in developing economies. In *Impact of Biological Invasions on Ecosystem Services* (eds M. Vilà and P. E. Hulme), pp. 295–310. Springer, Switzerland.
- *WITTSTOCK, T., ZIMMERMANN, R. & AAS, G. (2012). Influence of site climate on the radial growth of *Sequoiadendron giganteum* and *Picea abies*. *Allgemeine Forst und Jagdzeitung* **183**, 55–62.
- WOOD, S. A., GUERRY, A. D., SILVER, J. M. & LACAYO, M. (2013). Using social media to quantify nature-based tourism and recreation. *Scientific Reports* **3**, 7.
- WOZIWODA, B., KOPEC, D. & WITKOWSKI, J. (2014). The negative impact of intentionally introduced *Quercus rubra* L. on a forest community. *Acta Societatis Botanicorum Poloniae* **83**, 39–49.
- *YAZAKI, K., KURODA, K., NAKANO, T., KITAO, M., TOBITA, H., OGASA, M. Y. & ISHIDA, A. (2015). Recovery of physiological traits in saplings of invasive *Bischofia* tree compared with three species native to the Bonin Islands under successive drought and irrigation cycles. *PLoS One* **10**, e0135117.
- *YAZAKI, K., SANO, Y., FUJIKAWA, S., NAKANO, T. & ISHIDA, A. (2010). Response to dehydration and irrigation in invasive and native saplings: osmotic adjustment versus leaf shedding. *Tree Physiology* **30**, 597–607.
- *YELENIK, S. G., STOCK, W. D. & RICHARDSON, D. M. (2004). Ecosystem level impacts of invasive *Acacia saligna* in the South African fynbos. *Restoration Ecology* **12**, 44–51.
- *YELENIK, S. G., STOCK, W. D. & RICHARDSON, D. M. (2006). Functional group identity does not predict invader impacts: differential effects of nitrogen-fixing exotic plants on ecosystem function. *Biological Invasions* **9**, 117–125.
- *ZAMORA NASCA, L., MONTTI, L., GRAU, R. & PAOLINI, L. (2014). Effects of glossy privet's invasion on the water dynamics of the Argentinean Yungas forest. *Bosque* **35**, 195–205.

ZANNE, A. E., TANK, D. C., CORNWELL, W. K., EASTMAN, J. M., SMITH, S. A., FITZJOHN, R. G., MCGLINN, D. J., O'MEARA, B. C., MOLES, A. T., REICH, P. B., ROYER, D. L., SOLTIS, D. E., STEVENS, P. F., WESTOBY, M., WRIGHT, I. J., et al. (2014). Three keys to the radiation of angiosperms into freezing environments (vol 506, pg 89, 2014). *Nature* **514**, 394–394.

IX. SUPPORTING INFORMATION

Additional supporting information may be found online in the Supporting Information section at the end of the article.

Appendix S1. Sources of information used in each country to obtain the list of native and non-native tree species.

Appendix S2. List of references identified by our search criteria for regulating ecosystem services.

Appendix S3. How we dealt with pseudo-replicates in regulating ecosystem services.

Appendix S4. Detailed protocols for statistical analysis.

Appendix S5. Description of data sources of provisioning ecosystem services.

Appendix S6. Description of data sources of cultural ecosystem services and the disservice pollen allergenicity.

Appendix S7. Description of data sources of predictors used to explain the variation of the effects of non-native trees on ecosystem services.

Fig. S1. Number of case studies on provisioning (PES), cultural (CES), regulating services (RES) and ecosystem disservice (EDS) per (sub)continent.

Fig. S2. Number of case studies on provisioning (PES), cultural (CES), regulating services (RES) and ecosystem disservice (EDS) per biome.

Table S1. Non-native tree species in the regulating ecosystem services (RES) data set.

Fig. S3. Funnel plots for each meta-analysis on the effect of non-native trees on regulating ecosystem services (RES).

Table S2. Analysis of publication bias in the meta-analyses exploring the effects of non-native tree species on regulating ecosystem services (RES).

Table S3. Comparison of meta-analysis models constructed to assess the grand mean effect sizes of non-native tree (NNT) species on regulating ecosystem services (RES).

Table S4. Heterogeneity (Q_M) of effect sizes of non-native tree (NNT) species on regulating ecosystem services (RES) across case studies explained by four qualitative predictors under random-effects structured meta-analysis.

Table S5. Results of the linear models relating the effect size of non-native tree species on timber provision with five socio-economic and demographic predictors.

Table S6. Comparison of meta-analysis models constructed to assess the grand mean effect size (and its 95% confidence intervals, CI) of non-native tree (NNT) species on cultural ecosystem services (CES) and on the disservice (EDS) pollen allergenicity.

Table S7. Structured meta-analysis assessing the contribution of predictors to explaining the heterogeneity of non-native tree (NNT) species effect size on cultural ecosystem services and on the disservice pollen allergenicity.

Table S8. Effect size of non-native tree species on cultural ecosystem services (CES) and on one disservice (pollen allergenicity), separated by biome.

Table S9. Pairwise Spearman correlation coefficients among the effects of non-native tree species on different regulating ecosystem services.

Table S10. Pairwise Spearman correlation coefficients among the effects of non-native tree species on provisioning and cultural ecosystem services, and on the disservice pollen allergenicity.

(Received 16 March 2018; revised 13 March 2019; accepted 15 March 2019; published online 11 April 2019)